


# FLEXON

High Quality Chains

ELITE  
12B

ecoplus  
16B



# FLEXON

High Quality Chains

This catalogue presents the High precision Roller chain, the Leaf chain, the Conveyor chain and the Agricultural chain line and includes the latest generation of products shown in our earlier catalogues. This catalogue relates to current production. Other information, which may be different from that contained in this publication, must be considered invalid. The right is reserved to carry out modifications rendered necessary by the technical development of Flexon's Elite® and Ecoplus® products.

© Copyright Flexon GmbH, Wilnsdorf, Germany 2004

The contents of this catalogue are the copyright of the publisher and may not reproduced (even extracts) unless permission is granted. Every care has been taken to ensure the accuracy of the information contained in this catalogue but no liability can be accepted for any errors or omissions.

Catalogue Edition D/E, 01/2005, „The complete programme“

Printed in Europe

Gesamtausgabe für  
**ELITE** Hochleistungsrollenketten und  
**ecoplus**<sup>®</sup> Antriebsrollenketten,  
Stauförderketten, Flyerketten,  
Förderketten und Landmaschinenketten

*General catalogue*  
**ELITE** *High Precision Roller chains and*  
**ecoplus**<sup>®</sup> *Transmission chains,*  
*Accumulation chains, Leaf chains,*  
*Conveyor- and Agricultural chains*



## Das Werk einer ganzen Kette von Spezialisten.

Flexon ist seit dem Jahr 1980 auf dem Markt der Antriebs- und Fördertechnik aktiv und hat dabei sein Angebot stets konsequent auf Kundenbedürfnisse ausgerichtet. Heute liefern wir eine umfassende, stark differenzierte Produktpalette von hochwertigen Ketten, Kettenrädern und Zubehör für alle Anwendungsgebiete.

Industrie, Landwirtschaft und viele andere Bereiche profitieren neben der hohen Qualität und Zuverlässigkeit unserer Produkte vor allem von der Flexibilität der Serviceleistungen. Dafür steht der Name Flexon. Unsere Flexibilität garantiert Ihnen bestmögliche Lösungen auch bei anspruchsvollen und schwierigen Aufgaben-

stellungen. Dahinter steht das Know-how unserer zahlreichen Spezialisten in Entwicklung, Produktion, Qualitätskontrolle, Vertrieb und Service.

Die Kette ist bei Flexon nicht nur ein anspruchsvolles technisches Produkt, sondern zugleich Vorbild für unser unternehmerisches Handeln: Wie die einzelnen Glieder einer Kette halten unsere Mitarbeiterinnen und Mitarbeiter zusammen, um die Dinge voranzutreiben. Und das bedeutet in erster Linie: maximalen Einsatz zu leisten, um den hohen Anforderungen unserer Kunden gerecht zu werden.



## The work of a whole chain of specialists

The work of a whole chain of specialists. Since Flexon launched its activities on the market for drive and conveyor systems in 1980, the company has always sought to match its product range consistently to the needs of the customer. Thus we offer a diverse and comprehensive catalogue of products comprising quality chains, chain and sprocket wheels and accessories for all fields of application. Today the name Flexon stands not only for quality and reliability, but equally for the flexible provision of services, from which industry, agriculture and many other areas gain enormous benefit. Our flexibility guarantees you the best possible solutions even in difficult and

challenging situations, thanks to the expertise of our numerous specialists in development, production, quality control, marketing and service.

For Flexon, chains are more than just a quality technical product, they are also a symbol of our corporate culture: just like the links of a chain, every employee pulls together to get the job done. This requires first and foremost our utmost effort in order to fully satisfy our customers, high level of expectation.

# Inhaltsverzeichnis

## Contents

Elite® Hochleistungsrollenkettens europäische Bauart DIN 8187 – ISO R 606 B <i>High Precision roller chains DIN 8187 acc. to ISO R 606B, European standard</i>	14
Elite® Hochleistungsrollenkettens amerik. Bauart DIN 8188 ANSI B 29.1 – ISO R 606 A <i>High Precision roller chains acc. to ISO R 606A DIN 8188 ANSI B 29.1</i>	17
Hochleistungsrollenkettens amerik. Bauart, verstärkte Ausführung (HV) DIN 8188 ANSI B 29.1-ISO R 606 A <i>High Endurance precision roller chains (HV), acc. to ISO R 606A DIN 8188 ANSI B 29.1</i>	20
ecoplus® Antriebsrollenkettens europäische Bauart DIN 8187 – ISO R 606 B <i>Precision roller chains DIN 8187 acc. to ISO R 606B, European standard</i>	21
ecoplus® Antriebsrollenkettens amerik. Bauart DIN 8188 ANSI B 29.1 – ISO R 606 A <i>Precision roller chains acc. to ISO R 606A DIN 8188 ANSI B 29.1</i>	25
Elite® Hochleistungsrollenkettens amerik. Bauart, schwere Ausführung <i>Heavy duty series High Precision roller chains acc. to ANSI B 29.1</i>	28
Elite® Hochleistungsrollenkettens amerik. Bauart, versplintete Ausführung <i>Cottered type High Precision roller chains acc. to ANSI standard</i>	29
Elite® Hochleistungsrollenkettens amerik. Bauart, schwere Ausführung, versplintet <i>Heavy duty series cottered type roller chains acc. to ANSI B 29.1</i>	30
Elite® Verbindungsglieder für Rollenkettens <i>Connecting parts for Roller chains</i>	32
Elite® Verpackungseinheiten für Rollenkettens <i>Packing units and weights of all Roller chains</i>	33
Elite® Hochleistungsrollenkettens nach Werksnorm <i>High Precision roller chains acc. to Industry standard</i>	34
Elite® Hochleistungsrollenkettens amerikanische u. europäische Bauart, verzinkte Ausführung <i>High Precision roller chains, zinc-plated, acc. to American and European standard</i>	35
Elite® „Coated“ Korrosionsgeschützte Hochleistungsrollenkettens, Dacromet beschichtet <i>„Coated“ Corrosion protected High Precision roller chains, Dacromet coated</i>	36
Elite® Hochleistungsrollenkettens, vernickelt, amerik. und europ. Bauart <i>High Precision roller chains, nickel-plated, acc. to American and European standard</i>	37
Elite® Rückensteife Rollenkettens <i>Anti back bend chains</i>	38

<b>Elite® Seitenbogenketten</b> <i>Side bow chains</i>	39
<b>Elite® Anbauteile für Seitenbogenketten</b> <i>Side bow chain attachments</i>	40
<b>Elite® „everlast“ Wartungsarme Rollenketten (mit Sinterbuchsen)</b> <i>„everlast“ Low maintenance roller chains (with Sinter bushes)</i>	41
<b>Elite® Rotary Ketten nach DIN 8182 / 8183 und ANSI 29.10</b> <i>Heavy-duty cranked-link Transmission chains acc. to DIN 8182 / 8183 and ANSI 29.10</i>	42
<b>Elite® Rotary Ketten mit Sonderlaschen</b> <i>Heavy-duty cranked-link Transmission chains</i>	43
<b>Elite® Sonderketten für die Abwasserentsorgung</b> <i>Steel chains for sewage disposal</i>	43
<b>Elite® Kupplungsketten, amerikanische Bauart</b> <i>Coupling chains acc. to American standard</i>	44
<b>Elite® Langglieder-Rollenketten nach DIN und ANSI-Normen</b> <i>Double pitch Transmission chains acc. to DIN and ANSI standards</i>	46
<b>Elite® Anbauteile für Langglieder-Rollenketten</b> <i>Double pitch Transmission chain attachments</i>	47
<b>Elite® Rollenketten mit geraden Laschen, europäische Bauart</b> <i>Roller chains with straight side plates acc. to ANSI standard</i>	50
<b>Elite® Rollenketten mit geraden Laschen, amerikanische Bauart</b> <i>Roller chains with straight side plates acc. to DIN standard</i>	51
<b>Elite® Winkel-, Plan und Sonderlaschen-Anbauteile für Rollenketten</b> <i>Bend, straight and special attachments for roller chains</i>	52
<b>Elite® Rollenketten mit Sonder-Anbauteilen</b> <i>Roller chains with special attachments</i>	69
<b>Elite® Rollenketten mit verlängerten Bolzen</b> <i>Roller chains with extended pins</i>	70
<b>Elite® Langglieder-Rollenketten</b> <i>Double pitch roller chains</i>	73
<b>Elite® Anbauteile für Langglieder-Rollenketten</b> <i>Double pitch roller chain attachments</i>	74
<b>Elite® Langglieder-Rollenketten mit Sonder-Anbauteilen</b> <i>Special attachments for Double pitch roller chains</i>	80

Elite® Spezial Langglieder-Rollenketten <i>Special Double pitch roller chains</i>	86
Elite® Langglieder-Rollenketten mit verlängerten Bolzen <i>Double pitch roller chains with extended pins</i>	87
Elite® Stauförder-Rollenketten, double speed <i>Accumulation roller chains, double speed</i>	92
Elite® Stauförder-Rollenketten <i>Accumulation roller chains</i>	93
Elite® Förderketten für die Holzindustrie <i>Conveyor chains and attachments for the Timber Industry</i>	100
Elite® Verzahnte Laschen für Rollenketten nach DIN 8187 und 8188 <i>Saw tooth links for Roller chains acc. to DIN 8187 and 8188</i>	102
Elite® Traglaschenketten mit verzahnten Laschen <i>Saw tooth chains (Timber Industry)</i>	108
Elite® Rollenketten mit aufvulkanisiertem Gummiprofil <i>Roller chains with vulcanised elastomer profiles</i>	109
Elite® Rollenketten mit Sonderanbauteilen, U-Bügel <i>Roller chains with U type attachments</i>	115
Elite® Rollenketten mit Traglaschen aus Kunststoff <i>Roller chains with Plastic conveyor links</i>	117
Elite® Rollenketten mit Kunststoff-Rollen <i>Roller chains with Plastic rollers</i>	119
Elite® Rollenketten mit Tragplatten aus Kunststoff <i>Roller chains with Plastic Top plates</i>	120
Elite® Förderketten (M-Serie) nach DIN 8167 <i>Conveyor chains (M series) acc. to DIN 8167</i>	123
Elite® Hohlbolzenketten (MC-Serie) nach DIN 8168 <i>Hollow pin conveyor chains (MC series) acc. to DIN 8168</i>	128
Elite® Förderketten (FV-Serie) nach DIN 8165 <i>Conveyor chains (FV series) acc. to DIN 8165</i>	129
Elite® Hohlbolzenketten (MC-Serie) <i>Hollow pin conveyor chains (MC series)</i>	133
Elite® Förderketten (Z-Serie) <i>Conveyor chains (Z series)</i>	134

Elite® Förderketten mit Anbauteilen (Z-Serie) <i>Conveyor chains with attachments (Z series)</i>	135
Elite® Förderketten (ZE-Serie) <i>Conveyor chains (ZE-series)</i>	136
Elite® Hohlbolzenketten (ZC-Serie) <i>Hollow pin conveyor chains (ZC series)</i>	137
Elite® Förderketten <i>Conveyor chains</i>	138
Elite® Förderketten mit Anbauteilen <i>Conveyor chains with attachments</i>	140
Elite® Kardanketten für Kreisförderer <i>Cardan chains for Overhead and Floor conveyors</i>	149
Elite® Kratzer-Ketten nach DIN 8167 <i>Scraper conveyor chains acc. to DIN 8167</i>	150
Elite® Förderketten mit Sonderbauteilen <i>Conveyor chains with special attachments</i>	152
Elite® Rollenketten für die Textilindustrie <i>Roller chains for textile machinery</i>	154
Elite® Rollenketten für den Folientransport und die Papierindustrie <i>Roller chains for plastic film transport and for the paper industrie</i>	155
Elite® Grabenziehketten <i>Ditch chains</i>	156
Elite® Förderkette für die Papierindustrie <i>Conveyor chains for the paper industrie</i>	156
Elite® Förderketten für Dosenlackieranlagen <i>Conveyor chains for metal decorating systems</i>	157
Elite® Plattenbandkette <i>Flat top conveyor chains</i>	160
Elite® Kasten Förderketten aus Kunststoff Serie CC 600, CC 600 TAB, CC 600 G <i>Plastic Crate conveyor chains series CC 600, CC 600 TAB, CC 600 F</i>	161
Elite® Kasten Förderketten aus Kunststoff Serie CC 600 P, CC 600 TAB P, CC 631 TAB <i>Plastic Crate conveyor chains series CC 600 P, CC 600 TAB P, CC 631 TAB</i>	162
Elite® Kasten Förderketten aus Kunststoff Serie CC 1400, CC 1400 TAB <i>Plastic Crate conveyor chains series CC 1400, CC 1400 TAB</i>	163

Elite® Kurvengängige Platten-Förderketten auf Rollenkettenbasis nach DIN 8187 <i>Sideflexing Plate Top Chains with base Roller Chains acc. DIN 8187</i>	165
Elite® Hohlbolzen Ketten <i>Hollow pin chains</i>	166
Elite® Hohlbolzen Langglieder-Ketten <i>Hollow pin Double Pitch chains</i>	167
Elite® Hohlbolzen Rollenketten <i>Hollow pin Roller chains</i>	168
Elite® Ketten und Kettenanbauteile aus rostfreiem Stahl <i>Short pitch stainless steel conveyor chain attachments</i>	173
Elite® Hohlbolzenrollenketten aus rostfreiem Stahl <i>Stainless steel hollow pin Roller chains</i>	178
Elite® Ziehbolzen und Verbindungsblöcke mit Rollenketten <i>Draw bolts and blocks with Roller chains</i>	179
Elite® Flyerketten Baureihe BL <i>Leaf chains BL Series</i>	182
Elite® Flyerketten Baureihe LL <i>Leaf chains LL Series</i>	184
Elite® Flyerketten Baureihe AL <i>Leaf chains AL Series</i>	186
Elite® Flyerketten Baureihe FL und FLC <i>Leaf chains FL and FLC Series</i>	187
Elite® Flyerketten, Spezialausführung <i>Special-Leaf chains</i>	188
Elite® Gallketten, Buchsentreibketten, Ziehbankketten, „Gallketten“ <i>Multiple plates bearing pin chains, „Gall chains“</i>	189
Elite® Buchsenketten <i>Hoisting rollerless chains</i>	190
Elite® Landmaschinen Rollenketten S Typ nach DIN 8189 / Werksnorm <i>Agricultural Roller chains S type, acc. DIN 8189</i>	192
Elite® Mitnehmerglieder zu Landmaschinen Rollenketten S Typ <i>Agricultural Roller chains S type attachments</i>	193
Elite® Landmaschinen Rollenketten A und CA Typ <i>Agricultural Roller chains A and CA type</i>	202

Elite® Mitnehmerglieder zu Landmaschinen Rollenketten C Typ 204  
*Agricultural Roller chains C type attachments*

Elite® Mitnehmerglieder zu Spezial Landmaschinen Rollenketten 219  
*Special agricultural chains and attachments*

Elite® Mitnehmer für Maispflückerkette Typ CA 627 222  
*Agricultural Roller chains CA 627 typ Maize attachments*

**FLEXON**  
High Quality Chains




Hochleistungsrollenkett

High precision roller chains



Gleichbleibend hohe Qualität der Elite® Rollenketten  
durch Anwendung modernster Qualitätssicherungsmethoden  
*The consistent high quality of our Elite® Roller chain  
is assured by use of the most up-to-date quality control methods*



Laschenform für hohe Dauerfestigkeit. Gefügeverfestigung durch Kugelstrahlen der Innen- und Außenlaschen bei allen DIN (BS) und ANSI Ketten.

*Link plate form shot peened for stress relief of inner and outer links of all DIN (BS) and ANSI chains contributes to a maximum fatigue resistance.*

Nahtlos, kaltfließgepresste und kugelgestrahlte Rollen mit extrem gleichmäßiger Wanddicke für hohe Betriebszeitfestigkeit.

*Seamless, cold headed and shot peened rollers with consistent wall thickness for high shock loads and fatigue resistance.*

Die Gelenkfläche zwischen Bolzen und Hülse wird wesentlich erhöht durch die Positionierung der Hülse naht im entlasteten Bereich. Zusätzlich werden dadurch Anfangslängung und Verschleiß entscheidend reduziert.

*Seam orientated bushes of extreme roundness give increased bearing area, reducing initial stretch and increasing wear life.*

Bolzen nach dem Härten spitzenlos geschliffen. Bolzenenden abgerundet um Beschädigungen in den sorgfältig hergestellten Laschenbohrungen beim Einpressen zu vermeiden.

*Pins, case hardened and centreless ground are finished with rounded ends to ensure chafe free mating with the link plate.*

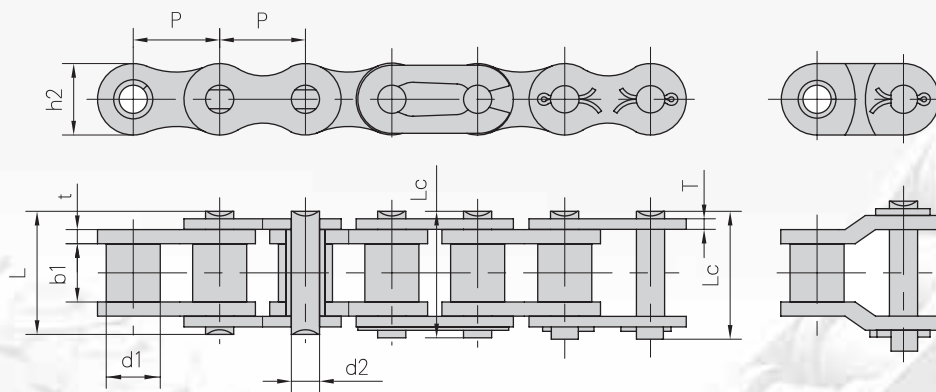


## Hochleistungsrollenketten europäische Bauart

DIN 8187 – ISO R 606 B

High Precision roller chains DIN 8187 acc. to ISO R 606B, European standard

Einfach – Rollenkette  
Simplex roller chain



Rollenketten mit geraden Laschen siehe Seite 50  
Roller chains with straight side plates see page 50

Flexon	Teilung	Rollen ø	Lichte Weite	Bolzen ø	Bolzen- länge		Höhe Innen- lasche Inner plate depth	Laschen- dicke	min. Bruchkraft	Durchschn. Bruchlast	Gewicht per meter
ISO Ref.	Pitch	Roller diameter	Width between inner plates	Pin diameter	Pin length		h2 max	Plate thick- ness	Ultimate tensile strength	Average tensile strength	Weight per meter
	P	d1 max	b1 min	d2 max	L max	Lc max		t/T max	Q min	Q0	q
	mm	mm	mm	mm	mm	mm	mm	mm	kN/LB	kN	kg/m
04B-1	6.000	4.00	2.80	1.85	6.80	7.8	5.00	0.60	3.0/682	3.2	0.11
05B-1	8.000	5.00	3.00	2.31	8.20	8.9	7.10	0.80	5.0/1136	5.9	0.20
*06B-1	9.525	6.35	5.72	3.28	13.15	14.1	8.20	1.30	9.0/2045	10.4	0.41
08B-1	12.700	8.51	7.75	4.45	16.70	18.2	11.80	1.60	18.0/4091	19.4	0.69
10B-1	15.875	10.16	9.65	5.08	19.50	20.9	14.70	1.70	22.4/5091	27.5	0.93
12B-1	19.050	12.07	11.68	5.72	22.50	24.2	16.00	1.85	29.0/6591	32.2	1.15
16B-1	25.400	15.88	17.02	8.28	36.10	37.4	21.00	4.15/3.1	60.0/13636	72.8	2.71
20B-1	31.750	19.05	19.56	10.19	41.30	45.0	26.40	4.5/3.5	95.0/21591	106.7	3.70
24B-1	38.100	25.40	25.40	14.63	53.40	57.8	33.20	6.0/4.8	160.0/36364	178.0	7.10
28B-1	44.450	27.94	30.99	15.90	65.10	69.5	36.70	7.5/6.0	200.0/45455	222.0	8.50
32B-1	50.800	29.21	30.99	17.81	66.00	71.0	42.00	7.0/6.0	250.0/56818	277.5	10.25
40B-1	63.500	39.37	38.10	22.89	82.20	89.2	52.96	8.5/8.0	355.0/80682	394.0	16.35
48B-1	76.200	48.26	45.72	29.24	99.10	107.0	63.80	12.0/10.0	560.0/127272	621.6	25.00
56B-1	88.900	53.98	53.34	34.32	114.6	123.0	77.80	13.5/12.0	850.0/193180	940.0	35.78
64B-1	101.60	63.50	60.96	39.40	130.0	138.5	90.17	15.0/13.0	112.0/254544	1240.0	46.00
72B-1	114.30	72.39	68.58	44.48	147.4	156.4	103.60	17.0/15.0	1400.0/318180	1550.0	60.80

\* Gerade Laschen  
\* Straight side plates

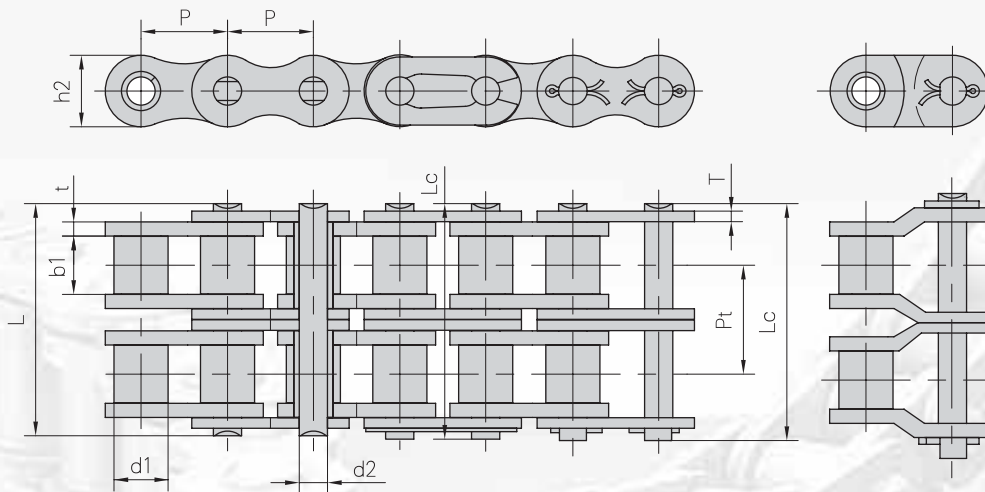


## Hochleistungsrollenketten europäische Bauart

DIN 8187 – ISO R 606 B

High Precision roller chains DIN 8187 acc. to ISO R 606B, European standard

Zweifach – Rollenketten  
Duplex roller chain



Flexon	Teilung	Rollen ø	Lichte Weite	Bolzen ø	Bolzen- länge		Höhe Innen- lasche Inner plate depth	Laschen- dicke	Mitten- mass	min. Bruchkraft	Durchschn. Bruchlast	Gewicht per meter
ISO Ref.	Pitch	Roller diameter	Width between inner plates	Pin diameter	Pin length		h2 max	Plate thick- ness	Transverse pitch	Ultimate tensile strength	Average tensile strength	Weight per meter
	P	d1 max	b1 min	d2 max	L max	Lc max	mm	t/T max	Pt	Q min	Q0	q
	mm	mm	mm	mm	mm	mm	mm	mm	mm	kN/LB	kN	kg/m
05B-2	8.000	5.00	3.00	2.31	13.9	14.5	7.10	0.80	5.64	7.8/1773	10.2	0.33
*06B-2	9.525	6.35	5.72	3.28	23.4	24.4	8.20	1.30	10.24	16.9/3841	18.7	0.77
08B-2	12.700	8.51	7.75	4.45	31.2	32.2	11.80	1.60	13.92	32.0/7273	38.7	1.34
10B-2	15.875	10.16	9.65	5.08	36.1	37.5	14.70	1.70	16.59	44.5/10114	56.2	1.84
12B-2	19.050	12.07	11.68	5.72	42.0	43.6	16.00	1.85	19.46	57.8/13136	66.1	2.31
16B-2	25.400	15.88	17.02	8.28	68.0	69.3	21.00	4.15/3.1	31.88	106.0/24091	133.0	5.42
20B-2	31.750	19.05	19.56	10.19	77.8	81.5	26.40	4.5/3.5	36.45	170.0/38636	211.2	7.20
24B-2	38.100	25.40	25.40	14.63	101.7	106.2	33.20	6.0/4.8	48.36	280.0/63636	319.2	13.40
28B-2	44.450	27.94	30.99	15.90	124.6	129.1	36.70	7.5/6.0	59.56	360.0/81818	406.8	16.60
32B-2	50.800	29.21	30.99	17.81	124.6	129.6	42.00	7.0/6.0	58.55	450.0/102273	508.5	21.00
40B-2	63.500	39.37	38.10	22.89	154.5	161.5	52.96	8.5/8.0	72.29	630.0/143182	711.9	32.00
48B-2	76.200	48.26	45.72	29.24	190.4	198.2	63.80	12.0/10.0	91.21	1000.0/227272	1130.0	50.00
56B-2	88.900	53.98	53.34	34.32	221.2	229.6	77.80	13.5/12.0	106.6	1600.0/363635	1760.0	71.48
64B-2	101.60	63.50	60.96	39.40	249.9	258.4	90.17	15.0/13.0	119.89	2000.0/454544	2200.0	91.00
72B-2	114.30	72.39	68.58	44.48	283.7	292.7	103.60	17.0/15.0	136.27	2500.0/568180	2750.0	120.40

\* Gerade Laschen  
\* Straight side plates



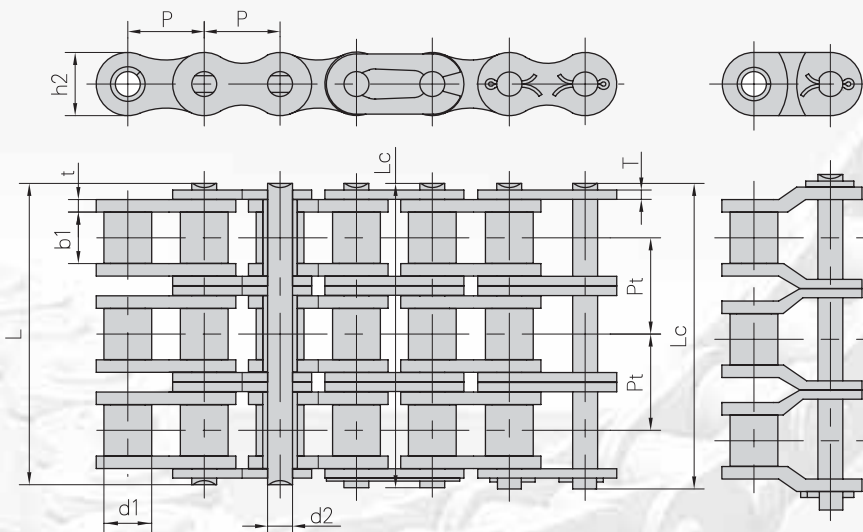
## Hochleistungsrollenketten europäische Bauart

DIN 8187 – ISO R 606 B

High Precision roller chains DIN 8187 acc. to ISO R 606B, European standard

### Dreifach – Rollenketten

Triplex roller chain



Flexon	Teilung	Rollen ø	Lichte Weite	Bolzen ø	Bolzen- länge		Höhe Innen- lasche Inner plate depth	Laschen- dicke	Mitten- mass	min. Bruchkraft	Durchschn. Bruchlast	Gewicht per meter
ISO Ref.	Pitch	Roller diameter	Width between inner plates	Pin diameter	Pin length		h2 max	Plate thick- ness	Transverse pitch	Ultimate tensile strength	Average tensile strength	Weight per meter
	P	d1 max	b1 min	d2 max	L max	Lc max	mm	t/T max	Pt	Q min	Q0	q
	mm	mm	mm	mm	mm	mm	mm	mm	mm	KN/LB	kN	kg/m
05B-3	8.000	5.00	3.00	2.31	19.5	20.2	7.10	0.80	5.64	11.1/2523	13.8	0.48
*06B-3	9.525	6.35	5.72	3.28	33.5	34.6	8.20	1.30	10.24	24.9/5659	30.1	1.16
08B-3	12.700	8.51	7.75	4.45	45.1	46.1	11.80	1.60	13.92	47.5/10795	57.8	2.03
10B-3	15.875	10.16	9.65	5.08	52.7	54.1	14.70	1.70	16.59	66.7/15159	84.5	2.77
12B-3	19.050	12.07	11.68	5.72	61.5	63.1	16.00	1.85	19.46	86.7/19705	101.8	3.46
16B-3	25.400	15.88	17.02	8.28	99.8	101.2	21.00	4.15/3.1	31.88	160.0/36364	203.7	8.13
20B-3	31.750	19.05	19.56	10.19	114.2	117.9	26.40	4.5/3.5	36.45	250.0/56818	290.0	10.82
24B-3	38.100	25.40	25.40	14.63	150.1	154.6	33.20	6.0/4.8	48.36	425.0/96591	493.0	20.10
28B-3	44.450	27.94	30.99	15.90	184.2	188.7	36.70	7.5/6.0	59.56	530.0/120454	609.5	24.92
32B-3	50.800	29.21	30.99	17.81	183.2	188.2	42.00	7.0/6.0	58.55	670.0/152273	770.5	31.56
40B-3	63.500	39.37	38.10	22.89	226.8	233.8	52.96	8.5/8.0	72.29	950.0/215909	1092.5	48.10
48B-3	76.200	48.26	45.72	29.24	281.6	289.4	63.80	12.0/10.0	91.21	1500.0/340909	1710.0	75.00
56B-3	88.900	53.98	53.34	34.32	327.8	336.2	77.80	13.5/12.0	106.6	2240.0/545450	2240.0	107.18
64B-3	101.60	63.50	60.96	39.40	369.8	378.3	90.17	15.0/13.0	119.89	3000.0/681820	3300.0	136.00
72B-3	114.30	72.39	68.58	44.48	420.0	429.0	103.60	17.0/15.0	136.27	3750.0/852270	4125.0	180.00

\* Gerade Laschen  
\* Straight side plates



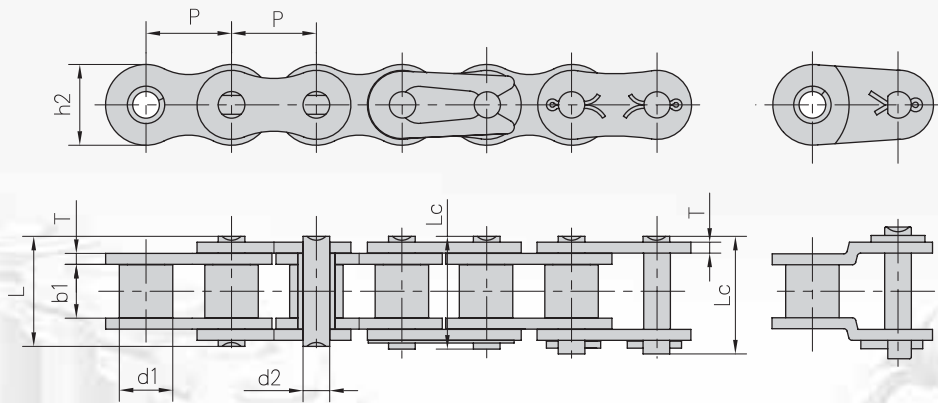
## Hochleistungsrollenketten amerikanische Bauart

DIN 8188 ANSI B 29.1 – ISO R 606 A

High Precision roller chains acc. to ISO R 606A DIN 8188 ANSI B 29.1

### Einfach – Rollenketten und Buchsenketten

Simplex roller chain and bushing chain



Flexon	Flexon	Teilung	Rollen ø	Lichte Weite	Bolzen ø	Bolzen- länge		Höhe Innen- lasche Inner plate depth	Laschen- dicke	min. Bruchkraft	Durchschn. Bruchlast	Gewicht per meter
ISO Ref.	ANSI Chain No.	Pitch	Roller diameter	Width between inner plates	Pin diameter	Pin length		h2 max	T max	Ultimate tensile strength	Average tensile strength	Weight per meter
		P	d1 max	b1 min	d2 max	L max	Lc max	mm	mm	Q min	Q0	q
		mm	mm	mm	mm	mm	mm	mm	mm	kN/LB	kN	kg/m
*03C	*15	4.7625	2.48	2.38	1.62	6.10	6.90	4.30	0.60	1.80/409	2.0	0.08
*04C-1	*25	6.350	3.30	3.18	2.31	7.90	8.40	6.00	0.80	3.50/795	4.6	0.15
*06C-1	*35	9.525	5.08	4.77	3.58	12.40	13.17	9.00	1.30	7.90/1795	10.8	0.33
085-1	41	12.700	7.77	6.25	3.58	13.75	15.00	9.91	1.30	6.67/1516	12.6	0.41
08A-1	40	12.700	7.95	7.85	3.96	16.60	17.80	12.00	1.50	14.10/3205	17.5	0.62
10A-1	50	15.875	10.16	9.40	5.08	20.70	22.20	15.09	2.03	22.20/5045	29.4	1.02
12A-1	60	19.050	11.91	12.57	5.94	25.90	27.70	18.00	2.42	31.80/7227	41.5	1.50
16A-1	80	25.400	15.88	15.75	7.92	32.70	35.00	24.00	3.25	56.70/12886	69.4	2.60
20A-1	100	31.750	19.05	18.90	9.53	40.40	44.70	30.00	4.00	88.50/20114	109.2	3.91
24A-1	120	38.100	22.23	25.22	11.10	50.30	54.30	35.70	4.80	127.00/28864	156.3	5.62
28A-1	140	44.450	25.40	25.22	12.70	54.40	59.00	41.00	5.60	172.40/39182	212.0	7.50
32A-1	160	50.800	28.58	31.55	14.27	64.80	69.60	47.80	6.40	226.80/51545	278.9	10.10
36A-1	180	57.150	35.71	35.48	17.46	72.80	78.60	53.60	7.20	280.20/63682	341.8	13.45
40A-1	200	63.500	39.68	37.85	19.85	80.30	87.20	60.00	8.00	353.80/80409	431.6	16.15
48A-1	240	76.200	47.63	47.35	23.81	95.50	103.00	72.39	9.50	510.30/115977	622.5	23.20

\* Buchsenketten: In der Tabelle zeigt d1 den Außendurchmesser der Buchse

\* Bushing chain: d1 in the table indicate the external diameter of the bushing



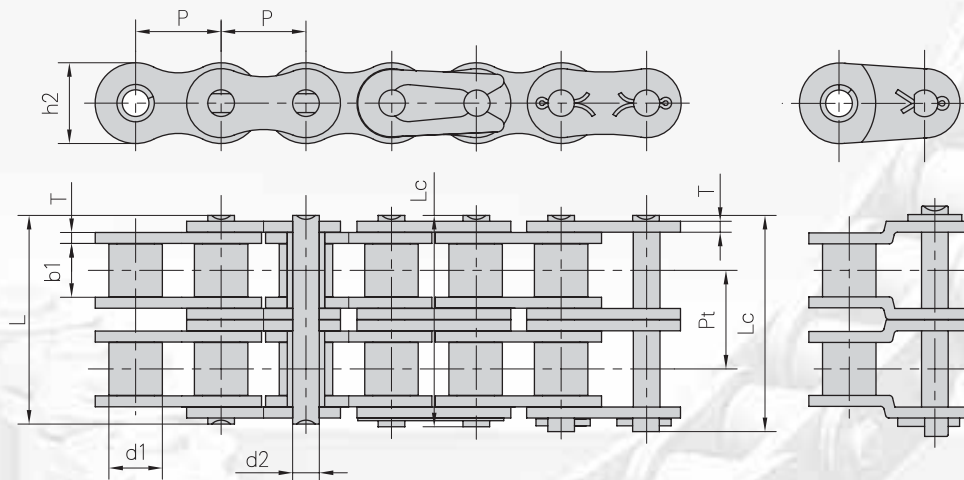
## Hochleistungsrollenketten amerikanische Bauart

DIN 8188 ANSI B 29.1 – ISO R 606 A

High Precision roller chains acc. to ISO R 606A DIN 8188 ANSI B 29.1

### Zweifach – Rollenkette und Buchsenkette

Duplex roller chain and bushing chain



Flexon ISO Ref.	Flexon Chain No.	Teilung Pitch	Rollen ø Roller diameter	Lichte Weite Width between inner plates	Bolzen ø Pin diameter	Bolzen- länge Pin length		Höhe Innen- lasche Inner plate depth	Laschen- dicke Plate thick- ness	Mitten- maß Transverse pitch	min. Bruchkraft Ultimate tensile strength	Durchschn. Bruchlast Average tensile strength	Gewicht per meter Weight per meter						
						L max	Lc max							h2 max	T max	Pt	Q min	Q0	q
						mm	mm							mm	mm	mm	mm	mm	mm
*04C-2	*25-2	6.350	3.30	3.18	2.31	14.5	15.0	6.00	0.80	6.40	7.00/1591	8.6	0.28						
*06C-2	*35-2	9.525	5.08	4.77	3.58	22.5	23.3	9.00	1.30	10.13	15.80/3591	19.7	0.63						
085-2	41-2	12.700	7.77	6.25	3.58	25.7	26.9	9.91	1.30	11.95	13.34/3032	16.9	0.81						
08A-2	40-2	12.700	7.95	7.85	3.96	31.0	32.2	12.00	1.50	14.38	28.20/6409	35.9	1.12						
10A-2	50-2	15.875	10.16	9.40	5.08	38.9	40.4	15.09	2.03	18.11	44.40/10091	58.1	2.00						
12A-2	60-2	19.050	11.91	12.57	5.94	48.8	50.5	18.00	2.42	22.78	63.60/14455	82.1	2.92						
16A-2	80-2	25.400	15.88	15.75	7.92	62.7	64.3	24.00	3.25	29.29	113.40/25773	141.8	5.15						
20A-2	100-2	31.750	19.05	18.90	9.53	76.4	80.5	30.00	4.00	35.76	177.00/40227	219.4	7.80						
24A-2	120-2	38.100	22.23	25.22	11.10	95.8	99.7	35.70	4.80	45.44	254.00/57727	314.9	11.70						
28A-2	140-2	44.450	25.40	25.22	12.70	103.3	107.9	41.00	5.60	48.87	344.80/78364	427.5	15.14						
32A-2	160-2	50.800	28.58	31.55	14.27	123.3	128.1	47.80	6.40	58.55	453.60/103091	562.4	20.14						
36A-2	180-2	57.150	35.71	35.48	17.46	138.6	144.4	53.60	7.20	65.84	560.50/127386	695.0	29.22						
40A-2	200-2	63.500	39.68	37.85	19.85	151.9	158.8	60.00	8.00	71.55	707.60/160818	877.4	32.24						
48A-2	240-2	76.200	47.63	47.35	23.81	183.4	190.8	72.39	9.50	87.83	1020.60/213955	1255.3	45.23						

\* Buchsenketten: In der Tabelle zeigt d1 den Außendurchmesser der Buchse

\* Bushing chain: d1 in the table indicate the external diameter of the bushing



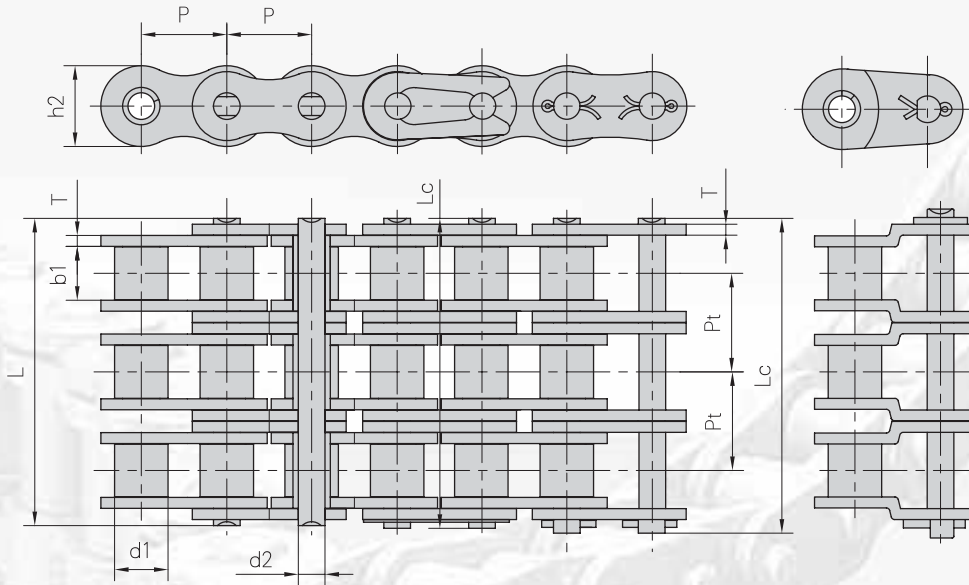
## Hochleistungsrollenketten amerikanische Bauart

DIN 8188 ANSI B 29.1 – ISO R 606 A

High Precision roller chains acc. to ISO R 606A DIN 8188 ANSI B 29.1

### Dreifach - Rollenketten und Buchsenkette

Triplex roller chain and bushing chain



Flexon	Flexon	Teilung	Rollen ø	Lichte Weite	Bolzen ø	Bolzen- länge		Höhe Innen- lasche Inner plate depth	Laschen- dicke	Mitten- maß	min. Bruchkraft	Durchschn. Bruchlast	Gewicht per meter
ISO Ref.	ANSI Chain No.	Pitch	Roller diameter	Width between inner plates	Pin diameter	Pin length		h2 max	Plate thick- ness	Transverse pitch	Ultimate tensile strength	Average tensile strength	Weight per meter
		P	d1 max	b1 min	d2 max	L max	Lc max		T max	Pt	Q min	Q	q
		mm	mm	mm	mm	mm	mm	mm	mm	mm	KN/LB	KN	kg/m
*04C-3	*25-3	6.350	3.30	3.18	2.31	21.0	21.5	6.00	0.80	6.40	10.5/2386	12.6	0.44
*06C-3	*35-3	9.525	5.08	4.77	3.58	32.7	33.5	9.00	1.30	10.13	23.7/5386	28.6	1.05
08A-3	40-3	12.700	7.95	7.85	3.96	45.4	46.6	12.00	1.50	14.38	42.3/9614	50.0	1.90
10A-3	50-3	15.875	10.16	9.40	5.08	57.0	58.5	15.09	2.03	18.11	66.6/15136	77.8	3.09
12A-3	60-3	19.050	11.91	12.57	5.94	71.5	73.3	18.00	2.42	22.78	95.4/21682	111.1	4.54
16A-3	80-3	25.400	15.88	15.75	7.92	91.7	93.6	24.00	3.25	29.29	170.1/38659	198.4	7.89
20A-3	100-3	31.750	19.05	18.90	9.53	112.2	116.3	30.00	4.00	35.76	265.5/60341	309.6	11.77
24A-3	120-3	38.100	22.23	25.22	11.10	141.4	145.2	35.70	4.80	45.44	381.0/86591	437.2	17.53
28A-3	140-3	44.450	25.40	25.22	12.70	152.2	156.8	41.00	5.60	48.87	517.2/117545	593.3	22.20
32A-3	160-3	50.800	28.58	31.55	14.27	181.8	186.6	47.80	6.40	58.55	680.4/154636	780.6	30.02
36A-3	180-3	57.150	35.71	35.48	17.46	204.4	210.2	53.60	7.20	65.84	840.7/191068	983.6	38.22
40A-3	200-3	63.500	39.68	37.85	19.85	223.5	230.4	60.00	8.00	71.55	1061.4/241227	1217.8	49.03
48A-3	240-3	76.200	47.63	47.35	23.81	271.3	278.6	72.39	9.50	87.83	1530.9/347932	1756.5	71.60

\* Buchsenketten: In der Tabelle zeigt d1 den Außenø der Buchse

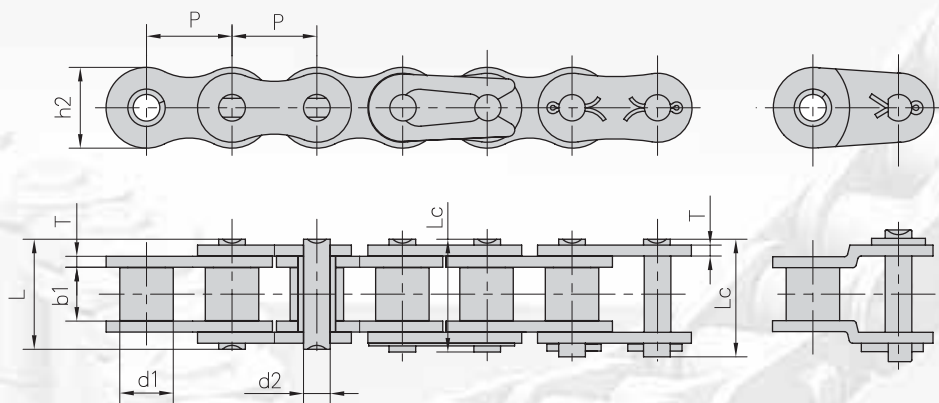
\* Bushing chain: d1 in the table indicate the external diameter of the bushing



## Hochleistungsrollenketten amerikanische Bauart, verstärkte Ausführung (HV) DIN 8188 ANSI B 29.1 – ISO R 606 A

High Endurance precision roller chains (HV), acc. to ISO R 606A DIN 8188 ANSI B 29.1

Einfach – Rollenkette und Buchsenkette  
Simplex roller chain and bushing chain



Flexon	Teilung	Rollen ø	Lichte Weite	Bolzen ø	Bolzen- länge		Höhe Innen- lasche Inner plate depth	Laschen- dicke	min. Bruchkraft	Durchschn. Bruchlast	Gewicht per meter
ANSI Chain No.	Pitch	Roller diameter	Width between inner plates	Pin diameter	Pin length			Plate thick- ness	Ultimate tensile strength	Average tensile strength	Weight per meter
	P	d1 max	b1 min	d2 max	L max	Lc max	h2 max	T max	Q min	Q0	q
	mm	mm	mm	mm	mm	mm	mm	mm	kN/LB	kN	kg/m
50 - 1HV	15.875	10.16	9.40	5.08	20.70	22.20	15.09	2.03	36.75/8355	41.0	1.02
60 - 1HV	19.050	11.91	12.57	5.94	25.90	27.70	18.00	2.42	55.00/12000	61.1	1.50
80 - 1HV	25.400	15.88	15.75	7.92	32.70	35.00	24.00	3.25	80.00/18182	88.4	2.60
100 - 1HV	31.750	19.05	18.90	9.53	40.40	44.70	30.00	4.00	133.50/30310	147.5	3.91
120 - 1HV	38.100	22.23	25.22	11.10	50.30	54.30	35.70	4.80	182.40/41454	201.5	5.62

**FLEXON**  
High Quality Chains



Die wirtschaftliche  
Alternative  
The economical  
alternative

**ecoplus**<sup>®</sup>

**Antriebsrollenkett**

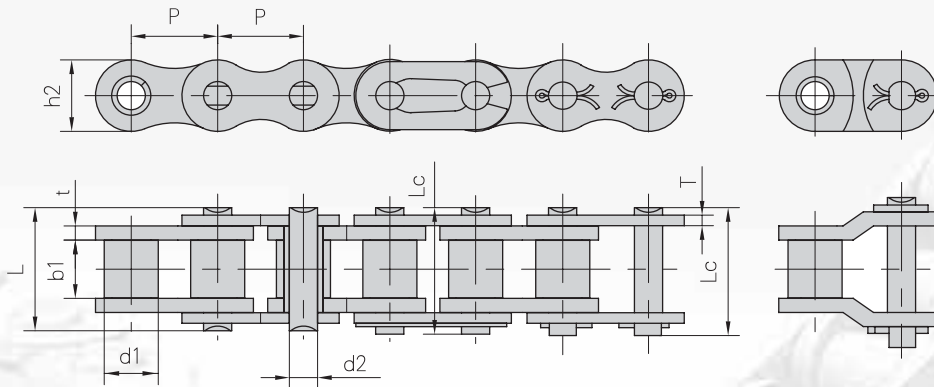
Transmission roller chains

## ecoplus® Antriebsrollenkettens europäische Bauart

DIN 8187 – ISO R 606 B

*Precision roller chains DIN 8187 acc. to ISO R 606B, European standard*

Einfach – Rollenkette  
Simplex roller chain



Flexon	Teilung	Rollen ø	Lichte Weite	Bolzen ø	Bolzen- länge		Höhe Innen- lasche Inner plate depth	Laschen- dicke	min. Bruchkraft	Durchschn. Bruchlast	Gewicht per meter
ISO Ref.	Pitch	Roller diameter	Width between inner plates	Pin diameter	Pin length		h2 max	t/T max	Ultimate tensile strength	Average tensile strength	Weight per meter
	P	d1 max	b1 min	d2 max	L max	Lc max			Q min	Q0	q
	mm	mm	mm	mm	mm	mm	mm	mm	kN/LB	kN	kg/m
04B-1	6.000	4.00	2.80	1.85	6.80	7.8	5.00	0.60	3.0/682	3.2	0.11
05B-1	8.000	5.00	3.00	2.31	8.20	8.9	7.10	0.80	5.0/1136	5.9	0.20
*06B-1	9.525	6.35	5.72	3.28	13.15	14.1	8.20	1.30	9.0/2045	10.4	0.41
08B-1	12.700	8.51	7.75	4.45	16.70	18.2	11.80	1.60	18.0/4091	19.4	0.69
10B-1	15.875	10.16	9.65	5.08	19.50	20.9	14.70	1.70	22.4/5091	27.5	0.93
12B-1	19.050	12.07	11.68	5.72	22.50	24.2	16.00	1.85	29.0/6591	32.2	1.15
16B-1	25.400	15.88	17.02	8.28	36.10	37.4	21.00	4.15/3.1	60.0/13636	72.8	2.71
20B-1	31.750	19.05	19.56	10.19	41.30	45.0	26.40	4.5/3.5	95.0/21591	106.7	3.70
24B-1	38.100	25.40	25.40	14.63	53.40	57.8	33.20	6.0/4.8	160.0/36364	178.0	7.10
28B-1	44.450	27.94	30.99	15.90	65.10	69.5	36.70	7.5/6.0	200.0/45455	222.0	8.50
32B-1	50.800	29.21	30.99	17.81	66.00	71.0	42.00	7.0/6.0	250.0/56818	277.5	10.25
40B-1	63.500	39.37	38.10	22.89	82.20	89.2	52.96	8.5/8.0	355.0/80682	394.0	16.35
48B-1	76.200	48.26	45.72	29.24	99.10	107.0	63.80	12.0/10.0	560.0/127272	621.6	25.00
56B-1	88.900	53.98	53.34	34.32	114.6	123.0	77.80	13.5/12.0	850.0/193180	940.0	35.78
64B-1	101.60	63.50	60.96	39.40	130.0	138.5	90.17	15.0/13.0	112.0/254544	1240.0	46.00
72B-1	114.30	72.39	68.58	44.48	147.4	156.4	103.60	17.0/15.0	1400.0/318180	1550.0	60.80

\* Gerade Laschen  
\* Straight side plates

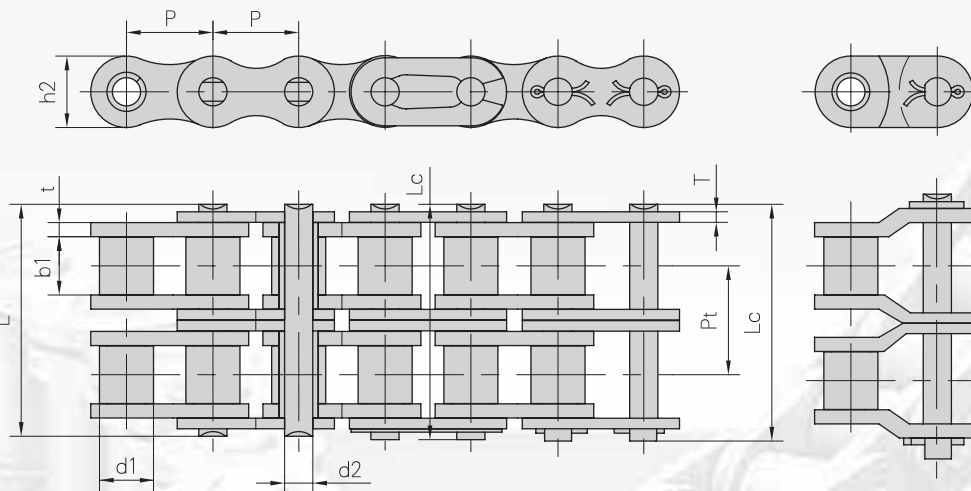
## ecoplus® Antriebsrollenkettens europäische Bauart

DIN 8187 – ISO R 606 B

Precision roller chains DIN 8187 acc. to ISO R 606B, European standard

### Zweifach – Rollenkette

Duplex roller chain



Flexon	Teilung	Rollen ø	Lichte Weite	Bolzen ø	Bolzen- länge		Höhe Innen- lasche	Laschen- dicke	Mitten- mass	min. Bruchkraft	Durchschn. Bruchlast	Gewicht per meter
ISO Ref.	Pitch	Roller diameter	Width between inner plates	Pin diameter	Pin length		Inner plate depth	Plate thick- ness	Transverse pitch	Ultimate tensile strength	Average tensile strength	Weight per meter
	P	d1 max	b1 min	d2 max	L max	Lc max	h2 max	t/T max	Pt	Q min	Q0	q
	mm	mm	mm	mm	mm	mm	mm	mm	mm	kN/LB	kN	kg/m
05B-2	8.000	5.00	3.00	2.31	13.9	14.5	7.10	0.80	5.64	7.8/1773	10.2	0.33
*06B-2	9.525	6.35	5.72	3.28	23.4	24.4	8.20	1.30	10.24	16.9/3841	18.7	0.77
08B-2	12.700	8.51	7.75	4.45	31.2	32.2	11.80	1.60	13.92	32.0/7273	38.7	1.34
10B-2	15.875	10.16	9.65	5.08	36.1	37.5	14.70	1.70	16.59	44.5/10114	56.2	1.84
12B-2	19.050	12.07	11.68	5.72	42.0	43.6	16.00	1.85	19.46	57.8/13136	66.1	2.31
16B-2	25.400	15.88	17.02	8.28	68.0	69.3	21.00	4.15/3.1	31.88	106.0/24091	133.0	5.42
20B-2	31.750	19.05	19.56	10.19	77.8	81.5	26.40	4.5/3.5	36.45	170.0/38636	211.2	7.20
24B-2	38.100	25.40	25.40	14.63	101.7	106.2	33.20	6.0/4.8	48.36	280.0/63636	319.2	13.40
28B-2	44.450	27.94	30.99	15.90	124.6	129.1	36.70	7.5/6.0	59.56	360.0/81818	406.8	16.60
32B-2	50.800	29.21	30.99	17.81	124.6	129.6	42.00	7.0/6.0	58.55	450.0/102273	508.5	21.00
40B-2	63.500	39.37	38.10	22.89	154.5	161.5	52.96	8.5/8.0	72.29	630.0/143182	711.9	32.00
48B-2	76.200	48.26	45.72	29.24	190.4	198.2	63.80	12.0/10.0	91.21	1000.0/227272	1130.0	50.00
56B-2	88.900	53.98	53.34	34.32	221.2	229.6	77.80	13.5/12.0	106.6	1600.0/363635	1760.0	71.48
64B-2	101.60	63.50	60.96	39.40	249.9	258.4	90.17	15.0/13.0	119.89	2000.0/454544	2200.0	91.00
72B-2	114.30	72.39	68.58	44.48	283.7	292.7	103.60	17.0/15.0	136.27	2500.0/568180	2750.0	120.40

\* Gerade Laschen

\* Straight side plates

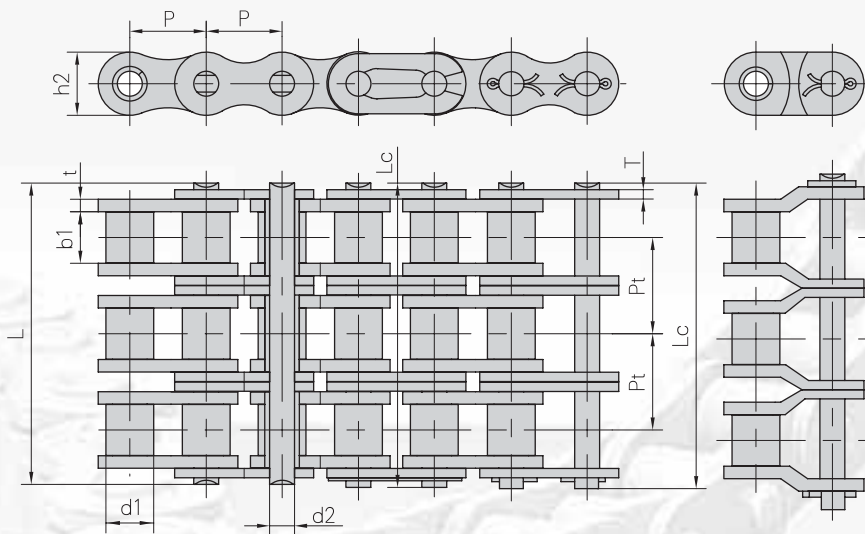
## ecoplus® Antriebsrollenketten europäische Bauart

DIN 8187 – ISO R 606 B

*Precision roller chains DIN 8187 acc. to ISO R 606B, European standard*

### Dreifach – Rollenkette

*Triples roller chain*

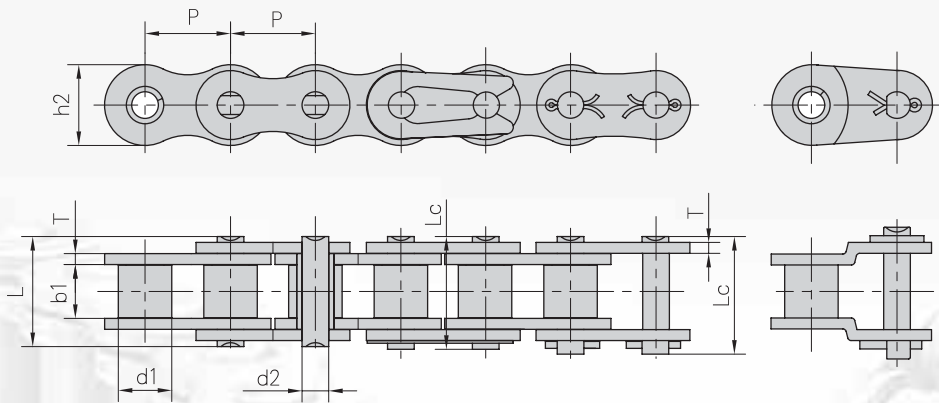


Flexon	Teilung	Rollen ø	Lichte Weite	Bolzen ø	Bolzen- länge		Höhe Innen- lasche	Laschen- dicke	Mitten- mass	min. Bruchkraft	Durchschn. Bruchlast	Gewicht per meter
ISO Ref.	Pitch	Roller diameter	Width between inner plates	Pin diameter	Pin length		Inner plate depth	Plate thick- ness	Transverse pitch	Ultimate tensile strength	Average tensile strength	Weight per meter
	P	d1 max	b1 min	d2 max	L max	Lc max	h2 max	t/T max	Pt	Q min	Q0	q
	mm	mm	mm	mm	mm	mm	mm	mm	mm	KN/LB	kN	kg/m
05B-3	8.000	5.00	3.00	2.31	19.5	20.2	7.10	0.80	5.64	11.1/2523	13.8	0.48
*06B-3	9.525	6.35	5.72	3.28	33.5	34.6	8.20	1.30	10.24	24.9/5659	30.1	1.16
08B-3	12.700	8.51	7.75	4.45	45.1	46.1	11.80	1.60	13.92	47.5/10795	57.8	2.03
10B-3	15.875	10.16	9.65	5.08	52.7	54.1	14.70	1.70	16.59	66.7/15159	84.5	2.77
12B-3	19.050	12.07	11.68	5.72	61.5	63.1	16.00	1.85	19.46	86.7/19705	101.8	3.46
16B-3	25.400	15.88	17.02	8.28	99.8	101.2	21.00	4.15/3.1	31.88	160.0/36364	203.7	8.13
20B-3	31.750	19.05	19.56	10.19	114.2	117.9	26.40	4.5/3.5	36.45	250.0/56818	290.0	10.82
24B-3	38.100	25.40	25.40	14.63	150.1	154.6	33.20	6.0/4.8	48.36	425.0/96591	493.0	20.10
28B-3	44.450	27.94	30.99	15.90	184.2	188.7	36.70	7.5/6.0	59.56	530.0/120454	609.5	24.92
32B-3	50.800	29.21	30.99	17.81	183.2	188.2	42.00	7.0/6.0	58.55	670.0/152273	770.5	31.56
40B-3	63.500	39.37	38.10	22.89	226.8	233.8	52.96	8.5/8.0	72.29	950.0/215909	1092.5	48.10
48B-3	76.200	48.26	45.72	29.24	281.6	289.4	63.80	12.0/10.0	91.21	1500.0/340909	1710.0	75.00
56B-3	88.900	53.98	53.34	34.32	327.8	336.2	77.80	13.5/12.0	106.6	2240.0/545450	2240.0	107.18
64B-3	101.60	63.50	60.96	39.40	369.8	378.3	90.17	15.0/13.0	119.89	3000.0/681820	3300.0	136.00
72B-3	114.30	72.39	68.58	44.48	420.0	429.0	103.60	17.0/15.0	136.27	3750.0/852270	4125.0	180.00

\* Gerade Laschen  
\* Straight side plates

## ecoplus® Antriebsrollenketten amerikanische Bauart DIN 8188 ANSI B 29.1 – ISO R 606 A Precision roller chains acc. to ISO R 606A DIN 8188 ANSI B 29.1

Einfach – Rollenkette und Buchsenkette  
Simplex roller chain and bushing chain



Flexon	Flexon	Teilung	Rollen ø	Lichte Weite	Bolzen ø	Bolzen- länge		Höhe Innen- lasche Inner plate depth	Laschen- dicke	min. Bruchkraft	Durchschn. Bruchlast	Gewicht per meter
ISO Ref.	ANSI Chain No.	Pitch	Roller diameter	Width between inner plates	Pin diameter	Pin length			Plate thick- ness	Ultimate tensile strength	Average tensile strength	Weight per meter
		P	d1 max	b1 min	d2 max	L max	Lc max	h2 max	T max	Q min	Q0	q
		mm	mm	mm	mm	mm	mm	mm	mm	kN/LB	kN	kg/m
*03C	*15	4.7625	2.48	2.38	1.62	6.10	6.90	4.30	0.60	1.80/409	2.0	0.08
*04C-1	*25	6.350	3.30	3.18	2.31	7.90	8.40	6.00	0.80	3.50/795	4.6	0.15
*06C-1	*35	9.525	5.08	4.77	3.58	12.40	13.17	9.00	1.30	7.90/1795	10.8	0.33
085-1	41	12.700	7.77	6.25	3.58	13.75	15.00	9.91	1.30	6.67/1516	12.6	0.41
08A-1	40	12.700	7.95	7.85	3.96	16.60	17.80	12.00	1.50	14.10/3205	17.5	0.62
10A-1	50	15.875	10.16	9.40	5.08	20.70	22.20	15.09	2.03	22.20/5045	29.4	1.02
12A-1	60	19.050	11.91	12.57	5.94	25.90	27.70	18.00	2.42	31.80/7227	41.5	1.50
16A-1	80	25.400	15.88	15.75	7.92	32.70	35.00	24.00	3.25	56.70/12886	69.4	2.60
20A-1	100	31.750	19.05	18.90	9.53	40.40	44.70	30.00	4.00	88.50/20114	109.2	3.91
24A-1	120	38.100	22.23	25.22	11.10	50.30	54.30	35.70	4.80	127.00/28864	156.3	5.62
28A-1	140	44.450	25.40	25.22	12.70	54.40	59.00	41.00	5.60	172.40/39182	212.0	7.50
32A-1	160	50.800	28.58	31.55	14.27	64.80	69.60	47.80	6.40	226.80/51545	278.9	10.10
36A-1	180	57.150	35.71	35.48	17.46	72.80	78.60	53.60	7.20	280.20/63682	341.8	13.45
40A-1	200	63.500	39.68	37.85	19.85	80.30	87.20	60.00	8.00	353.80/80409	431.6	16.15
48A-1	240	76.200	47.63	47.35	23.81	95.50	103.00	72.39	9.50	510.30/115977	622.5	23.20

\* Buchsenketten: In der Tabelle zeigt d1 den Außenø der Buchse

\* Bushing chain: d1 in the table indicate the external diameter of the bushing

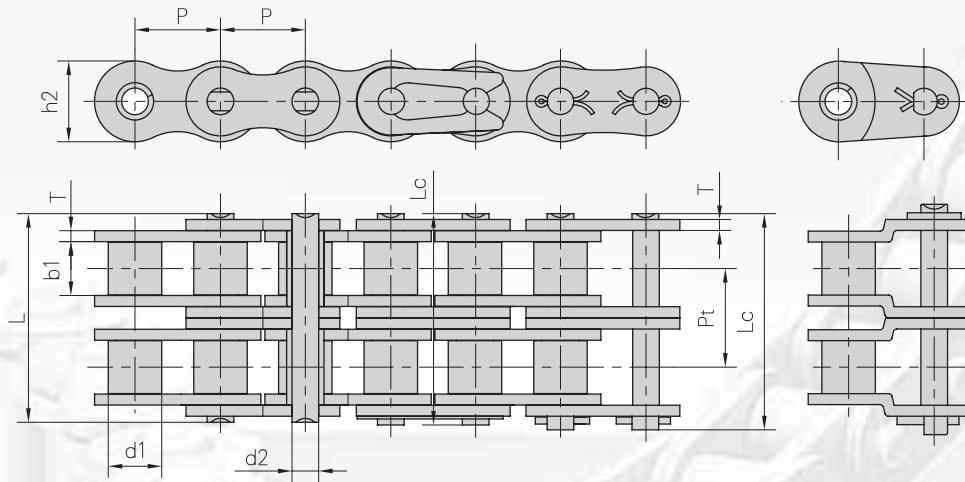
## ecoplus® Antriebsrollenkettens amerikanische Bauart

DIN 8188 ANSI B 29.1 – ISO R 606 A

Precision roller chains acc. to ISO R 606A DIN 8188 ANSI B 29.1

Zweifach – Rollenkette und Buchsenkette

Duplex roller chain and bushing chain



Flexion	Flexion	Teilung	Rollen ø	Lichte Weite	Bolzen ø	Bolzen- länge		Höhe Innen- lasche	Laschen- dicke	Mitten- maß	min. Bruchkraft	Durchschn. Bruchlast	Gewicht per meter
ISO Ref.	ANSI Chain No.	Pitch	Roller diameter	Width between inner plates	Pin diameter	Pin length		Inner plate depth	Plate thick- ness	Transverse pitch	Ultimate tensile strength	Average tensile strength	Weight per meter
		P	d1 max	b1 min	d2 max	L max	Lc max	h2 max	T max	Pt	Q min	Q0	q
		mm	mm	mm	mm	mm	mm	mm	mm	mm	kN/LB	kN	kg/m
*04C-2	*25-2	6.350	3.30	3.18	2.31	14.5	15.0	6.00	0.80	6.40	7.00/1591	8.6	0.28
*06C-2	*35-2	9.525	5.08	4.77	3.58	22.5	23.3	9.00	1.30	10.13	15.80/3591	19.7	0.63
085-2	41-2	12.700	7.77	6.25	3.58	25.7	26.9	9.91	1.30	11.95	13.34/3032	16.9	0.81
08A-2	40-2	12.700	7.95	7.85	3.96	31.0	32.2	12.00	1.50	14.38	28.20/6409	35.9	1.12
10A-2	50-2	15.875	10.16	9.40	5.08	38.9	40.4	15.09	2.03	18.11	44.40/10091	58.1	2.00
12A-2	60-2	19.050	11.91	12.57	5.94	48.8	50.5	18.00	2.42	22.78	63.60/14455	82.1	2.92
16A-2	80-2	25.400	15.88	15.75	7.92	62.7	64.3	24.00	3.25	29.29	113.40/25773	141.8	5.15
20A-2	100-2	31.750	19.05	18.90	9.53	76.4	80.5	30.00	4.00	35.76	177.00/40227	219.4	7.80
24A-2	120-2	38.100	22.23	25.22	11.10	95.8	99.7	35.70	4.80	45.44	254.00/57727	314.9	11.70
28A-2	140-2	44.450	25.40	25.22	12.70	103.3	107.9	41.00	5.60	48.87	344.80/78364	427.5	15.14
32A-2	160-2	50.800	28.58	31.55	14.27	123.3	128.1	47.80	6.40	58.55	453.60/103091	562.4	20.14
36A-2	180-2	57.150	35.71	35.48	17.46	138.6	144.4	53.60	7.20	65.84	560.50/127386	695.0	29.22
40A-2	200-2	63.500	39.68	37.85	19.85	151.9	158.8	60.00	8.00	71.55	707.60/160818	877.4	32.24
48A-2	240-2	76.200	47.63	47.35	23.81	183.4	190.8	72.39	9.50	87.83	1020.60/213955	1255.3	45.23

\* Buchsenketten: In der Tabelle zeigt d1 den Außenø der Buchse

\* Bushing chain: d1 in the table indicate the external diameter of the bushing

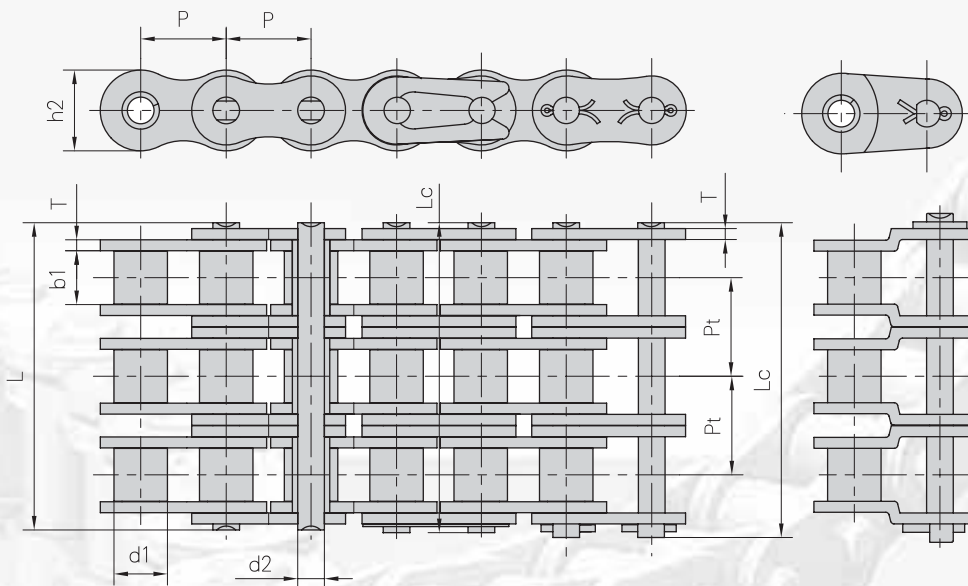
## ecoplus® Antriebsrollenketten amerikanische Bauart

DIN 8188 ANSI B 29.1 – ISO R 606 A

Precision roller chains acc. to ISO R 606A DIN 8188 ANSI B 29.1

### Dreifach – Rollenkette und Buchsenkette

Triplex roller chain and bushing chain



Flexon	Flexon	Teilung	Rollen ø	Lichte Weite	Bolzen ø	Bolzen- länge		Höhe Innen- lasche	Laschen- dicke	Mitten- maß	min. Bruchkraft	Durchschn. Bruchlast	Gewicht per meter
ISO Ref.	ANSI Chain No.	Pitch	Roller diameter	Width between inner plates	Pin diameter	Pin length		Inner plate depth	Plate thick- ness	Transverse pitch	Ultimate tensile strength	Average tensile strength	Weight per meter
		P	d1 max	b1 min	d2 max	L max	Lc max	h2 max	T max	Pt	Q min	Q	q
		mm	mm	mm	mm	mm	mm	mm	mm	mm	KN/LB	KN	kg/m
*04C-3	*25-3	6.350	3.30	3.18	2.31	21.0	21.5	6.00	0.80	6.40	10.5/2386	12.6	0.44
*06C-3	*35-3	9.525	5.08	4.77	3.58	32.7	33.5	9.00	1.30	10.13	23.7/5386	28.6	1.05
08A-3	40-3	12.700	7.95	7.85	3.96	45.4	46.6	12.00	1.50	14.38	42.3/9614	50.0	1.90
10A-3	50-3	15.875	10.16	9.40	5.08	57.0	58.5	15.09	2.03	18.11	66.6/15136	77.8	3.09
12A-3	60-3	19.050	11.91	12.57	5.94	71.5	73.3	18.00	2.42	22.78	95.4/21682	111.1	4.54
16A-3	80-3	25.400	15.88	15.75	7.92	91.7	93.6	24.00	3.25	29.29	170.1/38659	198.4	7.89
20A-3	100-3	31.750	19.05	18.90	9.53	112.2	116.3	30.00	4.00	35.76	265.5/60341	309.6	11.77
24A-3	120-3	38.100	22.23	25.22	11.10	141.4	145.2	35.70	4.80	45.44	381.0/86591	437.2	17.53
28A-3	140-3	44.450	25.40	25.22	12.70	152.2	156.8	41.00	5.60	48.87	517.2/117545	593.3	22.20
32A-3	160-3	50.800	28.58	31.55	14.27	181.8	186.6	47.80	6.40	58.55	680.4/154636	780.6	30.02
36A-3	180-3	57.150	35.71	35.48	17.46	204.4	210.2	53.60	7.20	65.84	840.7/191068	983.6	38.22
40A-3	200-3	63.500	39.68	37.85	19.85	223.5	230.4	60.00	8.00	71.55	1061.4/241227	1217.8	49.03
48A-3	240-3	76.200	47.63	47.35	23.81	271.3	278.6	72.39	9.50	87.83	1530.9/347932	1756.5	71.60

\* Buchsenketten: In der Tabelle zeigt d1 den Außendurchmesser der Buchse

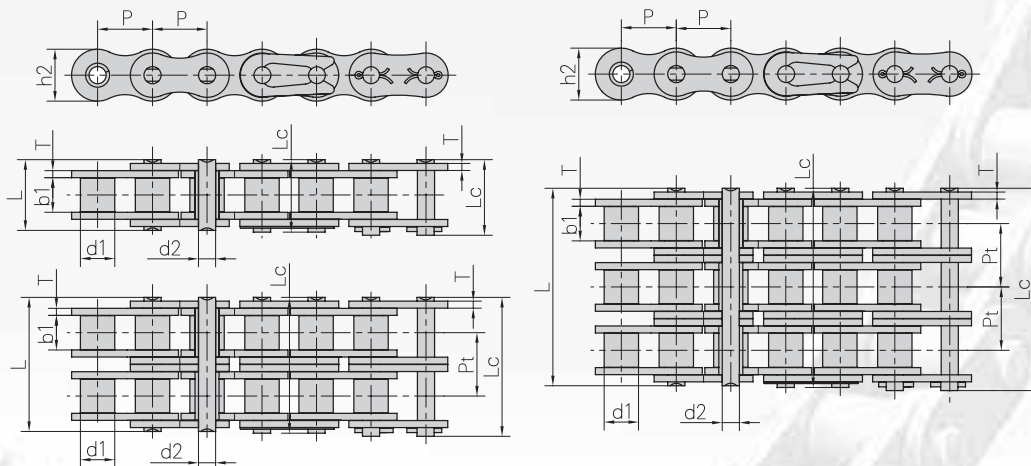
\* Bushing chain: d1 in the table indicate the external diameter of the bushing



## Hochleistungsrollenketten amerik. Bauart, schwere Ausführung

### Heavy duty series High Precision roller chains acc. to ANSI B 29.1

Einfach-, Zweifach und Dreifach Rollenketten  
Simplex, Duplex and Triplex Roller chains



Flexon	Teilung	Rollen ø	Lichte Weite	Bolzen ø	Bolzen- länge		Höhe Innen- lasche Inner plate depth	Laschen- dicke	Mitten- maß	min. Bruchkraft	Durchschn. Bruchlast	Gewicht per meter Weight per meter
ANSI Chain No.	Pitch	Roller diameter	Width between inner plates	Pin diameter	Pin length		h2 max	Plate thick- ness	Transverse pitch	Ultimate tensile strength	Average tensile strength	q
	P	d1 max	b1 min	d2 max	L max	Lc max		T max	Pt	Q min	Q0	
	mm	mm	mm	mm	mm	mm	mm	mm	mm	kN/LB	kN	kg/m
*35H	9.525	5.08	4.77	3.58	13.3	14.3	9.0	1.5		7.9/1795	10.8	0.41
40H	12.700	7.95	7.85	3.96	18.8	19.9	12.00	2.03		14.1/3205	19.1	0.82
50H	15.875	10.16	9.40	5.08	22.1	23.4	15.09	2.42		22.2/5045	30.2	1.25
60H	19.050	11.91	12.57	5.94	29.2	31.0	18.00	3.25		31.8/7227	42.7	1.87
80H	25.400	15.88	15.75	7.92	36.2	37.7	24.00	4.00		56.7/12886	71.4	3.10
100H	31.750	19.05	18.90	9.53	43.6	46.9	30.00	4.80		88.5/20114	112.4	4.52
120H	38.100	22.23	25.22	11.10	53.5	57.5	35.70	5.60		127.0/28864	160.9	6.60
140H	44.450	25.40	25.22	12.70	57.6	62.2	41.00	6.40		172.4/39182	217.3	8.30
160H	50.800	28.58	31.55	14.27	68.2	73.0	47.80	7.20		226.8/51545	285.8	10.30
180H	57.150	35.71	35.48	17.46	75.9	81.6	53.60	8.0		281.0/63863	341.8	14.83
200H	63.500	39.68	37.85	19.85	86.6	93.5	60.00	9.50		353.8/80409	444.5	19.16
240H	76.200	47.63	47.35	23.81	109.6	115.9	72.30	12.70		510.30/115977	622.5	30.4
60H-2	19.050	11.91	12.57	5.94	55.3	57.1	18.00	3.25	26.11	63.6/14455	84.5	3.71
80H-2	25.400	15.88	15.75	7.92	68.8	70.3	24.00	4.00	32.59	113.4/25773	145.3	6.15
100H-2	31.750	19.05	18.90	9.53	82.7	86.0	30.00	4.80	39.09	177.0/40227	225.9	9.03
120H-2	38.100	22.23	25.22	11.10	102.4	106.4	35.70	5.60	48.87	254.0/57727	322.7	13.13
140H-2	44.450	25.40	25.22	12.70	109.8	114.4	41.00	6.40	52.20	344.8/78364	437.7	16.60
160H-2	50.800	28.58	31.55	14.27	130.1	134.9	47.80	7.20	61.90	453.6/103091	571.6	20.20
200H-2	63.500	39.68	37.85	19.85	164.9	171.8	60.00	9.50	78.31	707.6/160818	894.9	38.11
60H-3	19.050	11.91	12.57	5.94	81.4	83.2	18.00	3.25	26.11	95.4/21682	113.9	5.54
80H-3	25.400	15.88	15.75	7.92	101.4	102.9	24.00	4.00	32.59	170.1/38659	203.5	9.42
100H-3	31.750	19.05	18.90	9.53	121.8	125.1	30.00	4.80	39.09	265.5/60341	314.8	12.96
120H-3	38.100	22.23	25.22	11.10	151.2	155.2	35.70	5.60	48.87	381.0/86591	444.7	19.64
140H-3	44.450	25.40	25.22	12.70	162.0	166.6	41.00	6.40	52.20	517.2/117545	598.4	24.90
160H-3	50.800	28.58	31.55	14.27	192.0	196.8	47.80	7.20	61.90	680.4/154636	787.3	30.10
200H-3	63.500	39.68	37.85	19.85	243.2	250.1	60.00	9.50	78.31	1061.4/241227	1228.2	57.06

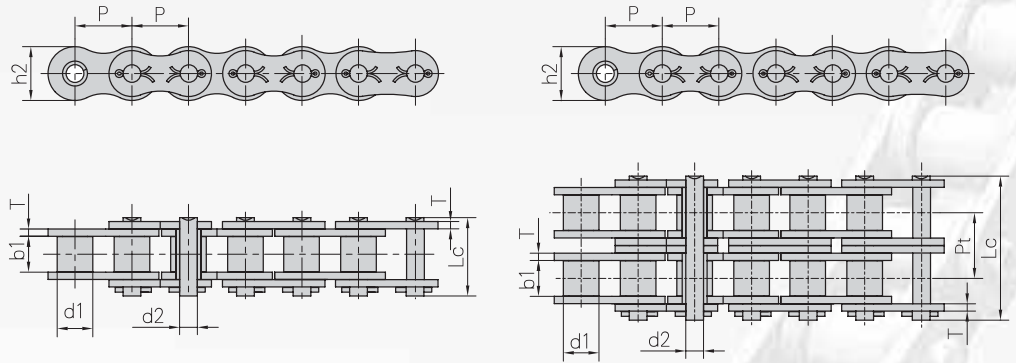
\* Buchsenketten: In der Tabelle zeigt d1 den Außendurchmesser der Buchse  
\* Bushing chain: d1 in the table indicate the external diameter of the bushing



## Hochleistungsrollenketten amerik, Bauart, versplintete Ausführung

### Cottered type High Precision roller chains acc. to ANSI standard

Einfach und Zweifach Rollenketten  
Simplex & Duplex roller chains

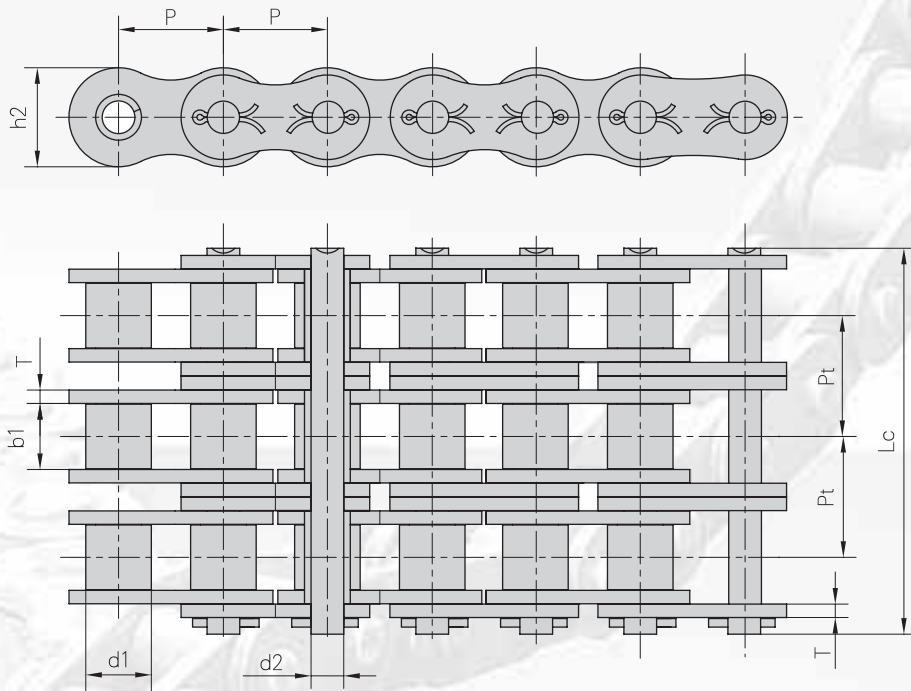


Flexon	Flexon	Teilung	Rollen ø	Lichte Weite	Bolzen ø	Bolzen- länge	Höhe Innen- lasche Inner plate depth	Laschen- dicke	Mitten- maß	min. Bruchkraft	Durchschn. Bruchlast	Gewicht per meter
ISO Ref.	ANSI Chain No.	Pitch	Roller diameter	Width between inner plates	Pin diameter	Pin length		Plate thick- ness	Transverse pitch	Ultimate tensile strength	Average tensile strength	Weight per meter
		P	d1 max	b1 min	d2 max	Lc max	h2 max	T max	Pt	Q min	Q0	q
		mm	mm	mm	mm	mm	mm	mm	mm	kN/LB	kN	kg/m
10A-1	50	15.875	10.16	9.40	5.08	23.3	15.09	2.03		22.2/5045	29.4	1.02
12A-1	60	19.050	11.91	12.57	5.94	28.3	18.00	2.42		31.8/7227	41.5	1.50
16A-1	80	25.400	15.88	15.75	7.92	36.5	24.00	3.25		56.7/12886	69.4	2.60
20A-1	100	31.750	19.05	18.90	9.53	44.7	30.00	4.00		88.5/20114	109.2	3.91
24A-1	120	38.100	22.23	25.22	11.10	54.3	35.70	4.80		127.0/28864	156.3	5.62
28A-1	140	44.450	25.40	25.22	12.70	59.0	41.00	5.60		172.4/39182	212.0	7.50
32A-1	160	50.800	28.58	31.55	14.27	69.6	47.80	6.40		226.8/51545	278.9	10.10
36A-1	180	57.150	35.71	35.48	17.46	78.6	53.60	7.20		280.2/63682	341.8	13.45
40A-1	200	63.500	39.68	37.85	19.85	87.2	60.00	8.00		353.8/80409	431.6	16.15
48A-1	240	76.200	47.63	47.35	23.81	103.0	72.39	9.50		510.3/115977	622.5	23.20
10A-2	50-2	15.875	10.16	9.40	5.08	41.2	15.09	2.03	18.11	44.4/10091	58.1	2.00
12A-2	60-2	19.050	11.91	12.57	5.94	51.1	18.00	2.42	22.78	63.6/14455	82.1	2.92
16A-2	80-2	25.400	15.88	15.75	7.92	65.8	24.00	3.25	29.29	113.4/25773	141.8	5.15
20A-2	100-2	31.750	19.05	18.90	9.53	80.5	30.00	4.00	35.76	177.0/40227	219.4	7.80
24A-2	120-2	38.100	22.23	25.22	11.10	99.7	35.70	4.80	45.44	254.0/57727	314.9	11.70
28A-2	140-2	44.450	25.40	25.22	12.70	107.9	41.00	5.60	48.87	344.8/78364	427.5	15.14
32A-2	160-2	50.800	28.58	31.55	14.27	128.1	47.80	6.40	58.55	453.6/103091	562.4	20.14
36A-2	180-2	57.150	35.71	35.48	17.46	144.4	53.60	7.20	65.84	560.5/127386	695.0	29.22
40A-2	200-2	63.500	39.68	37.85	19.85	158.8	60.00	8.00	71.55	707.6/160818	877.4	32.24
48A-2	240-2	76.200	47.63	47.35	23.81	190.8	72.39	9.50	87.83	1020.6/231955	1255.3	45.23



## Hochleistungsrollenketten amerik. Bauart, schwere Ausführung, versplintet

Heavy duty series cottered type roller chains acc. to ANSI B 29.1



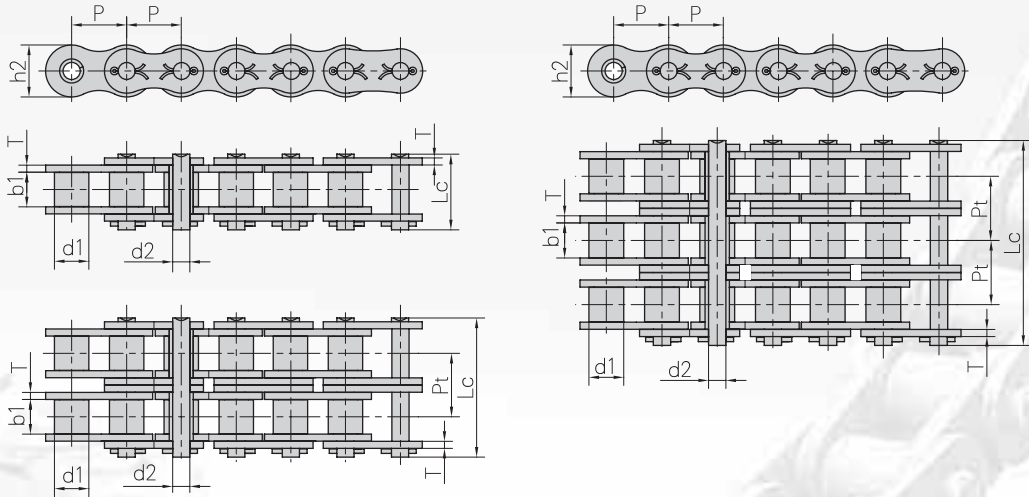
Flexon	Flexon	Teilung	Rollen ø	Lichte Weite	Bolzen ø	Bolzen- länge	Höhe Innen- lasche Inner plate depth	Laschen- dicke	Mitten- maß	min. Bruchkraft	Durchschn. Bruchlast	Gewicht per meter
DIN Ref.	ANSI Ref.	Pitch	Roller diameter	Width between inner plates	Pin diameter	Pin length	h2 max	T max	Pt	Ultimate tensile strength	Average tensile strength	Weight per meter
		P	d1 max	b1 min	d2 max	Lc max	mm	mm	mm	Q min	Q0	q
		mm	mm	mm	mm	mm				kN/LB	kN	kg/m
10A-3	50-3	15.875	10.16	9.40	5.08	59.3	15.09	2.03	18.11	66.6/15136	77.8	3.09
12A-3	60-3	19.050	11.91	12.57	5.94	73.9	18.00	2.42	22.78	95.4/21682	111.1	4.54
16A-3	80-3	25.400	15.88	15.75	7.92	95.1	24.00	3.25	29.29	170.1/38659	198.4	7.89
20A-3	100-3	31.750	19.05	18.90	9.53	116.3	30.00	4.00	35.76	265.5/60341	309.6	11.77
24A-3	120-3	38.100	22.23	25.22	11.10	145.2	35.70	4.80	45.44	381.0/86591	437.2	17.53
28A-3	140-3	44.450	25.40	25.22	12.70	156.8	41.00	5.60	48.87	517.2/117545	593.3	22.20
32A-3	160-3	50.800	28.58	31.55	14.27	186.6	47.80	6.40	58.55	680.4/154636	780.6	30.02
36A-3	180-3	57.150	35.71	35.48	17.46	210.2	53.60	7.20	65.84	840.7/191068	983.6	38.22
40A-3	200-3	63.500	39.68	37.85	19.85	230.4	60.00	8.00	71.55	1061.4/241227	1217.8	49.03
48A-3	240-3	76.200	47.63	47.35	23.81	278.6	72.39	9.50	87.83	1530.9/347932	1756.5	71.60



## Hochleistungsrollenketten amerik. Bauart, schwere Ausführung, versplintet

### Heavy duty series cottered type roller chains acc. to ANSI B 29.1

Einfach-, Zweifach und  
Dreifach Rollenketten  
*Simplex, Duplex and  
Triplex Roller chains*



Flexon	Flexon	Teilung	Rollen ø	Lichte Weite	Bolzen ø	Bolzen- länge	Höhe Innerlasche	Laschen- dicke	Mitten- maß	min. Bruchkraft	Durchschn. Bruchlast	Gewicht per meter
DIN Ref.	ANSI Ref.	Pitch	Roller diameter	Width between inner plates	Pin diameter	Pin length	Inner plate depth	Plate thick- ness	Transverse pitch	Ultimate tensile strength	Average tensile strength	Weight per meter
		P	d1 max	b1 min	d2 max	Lc max	h2 max	T max	Pt	Q min	Q0	q
		mm	mm	mm	mm	mm	mm	mm	mm	kN/LB	kN	kg/m
10AH-1	50H	15.875	10.16	9.40	5.08	24.4	15.09	2.42		22.2/5045	30.2	1.25
12AH-1	60H	19.050	11.91	12.57	5.94	31.6	18.00	3.25		31.8/7227	42.7	1.87
16AH-1	80H	25.400	15.88	15.75	7.92	39.4	24.00	4.00		56.7/12886	71.4	3.10
20AH-1	100H	31.750	19.05	18.90	9.53	46.9	30.00	4.80		88.5/20114	112.4	4.52
24AH-1	120H	38.100	22.23	25.22	11.10	57.5	35.70	5.60		127.0/28864	160.9	6.60
28AH-1	140H	44.450	25.40	25.22	12.70	62.2	41.00	6.40		172.4/39182	217.3	8.30
32AH-1	160H	50.800	28.58	31.55	14.27	73.0	47.80	7.20		226.8/51545	285.8	10.30
40AH-1	200H	63.500	39.68	37.85	19.85	93.5	60.00	9.50		353.8/80409	444.5	19.16
12AH-2	60H-2	19.050	11.91	12.57	5.94	57.7	18.00	3.25	26.11	63.6/14454	84.5	3.71
16AH-2	80H-2	25.400	15.88	15.75	7.92	72.0	24.00	4.00	32.59	113.4/25773	145.3	6.15
20AH-2	100H-2	31.750	19.05	18.90	9.53	86.0	30.00	4.80	39.09	177.0/40227	225.9	9.03
24AH-2	120H-2	38.100	22.23	25.22	11.10	106.4	35.70	5.60	48.87	254.0/57727	322.7	13.13
28AH-2	140H-2	44.450	25.40	25.22	12.70	114.4	41.00	6.40	52.20	344.8/78364	437.7	16.60
32AH-2	160H-2	50.800	28.58	31.55	14.27	134.9	47.80	7.20	61.90	453.6/103091	571.6	20.20
40AH-2	200H-2	63.500	39.68	37.85	19.85	171.8	60.00	9.50	78.31	707.6/160818	894.9	38.11
12AH-2	60H-3	19.050	11.91	12.57	5.94	83.8	18.00	3.25	26.11	95.4/21682	113.9	5.54
16AH-2	80H-3	25.400	15.88	15.75	7.92	104.6	24.00	4.00	32.59	170.1/38659	203.5	9.42
20AH-3	100H-3	31.750	19.05	18.90	9.53	125.1	30.00	4.80	39.09	265.5/60341	314.8	12.96
24AH-3	120H-3	38.100	22.23	25.22	11.10	155.2	35.70	5.60	48.87	381.0/86591	444.7	19.64
28AH-3	140H-3	44.450	25.40	25.22	12.70	166.6	41.00	6.40	52.20	517.2/117545	598.4	24.90
32AH-3	160H-3	50.800	28.58	31.55	14.27	196.8	47.80	7.20	61.90	680.4/154636	787.3	30.10
40AH-3	200H-3	63.500	39.68	37.85	19.85	250.1	60.00	9.50	78.31	1061.4/241227	1228.2	57.06

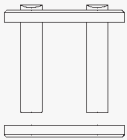
## Verbindungsglieder für Rollenketten

### Connecting parts for Roller chains



#### Außenglied [A]

Für alle Ketten lieferbar. Es wird als gerades Verschlussglied für Reparaturen und zur Herstellung endloser Ketten benutzt. Die Außenlasche besitzt einen Preßsitz.



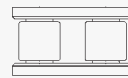
#### Pin Unit (Rivetting Outer Link)

Available for all sizes of chains. Press fit unit to connect chains for max. performance.



#### Innenglied [B]

Für alle Ketten lieferbar. Zum Verlängern einer Kette oder als Reparaturteil kann es mit zwei Verbindungsgliedern oder zwei Außengliedern eingefügt werden.



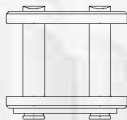
#### Roller Unit (Inner Link)

Available for all sizes of chains to extend chain length or manufacture of special build chains.



#### Verbindungsglied mit Feder[E]

Für Ketten bis 1" Teilung. Die Sicherung erfolgt durch eine Stahlfeder. Die Feder muß so montiert werden, dass die Öffnung der Laufrichtung abgewandt ist.



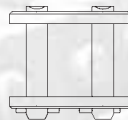
#### Connecting Link (Spring Clip Type)

Available for chains up to 1" pitch. Should be assembled with open end away from running direction of chain.



#### Verbindungsglied mit Splint [S]

Für Ketten ab 1" Teilung mit Splinten aus besonders hartem Stahl. Bei Ketten nach DIN 8188 (ANSI) ist ein besonders geformter Verschluss aus Federdraht vorgesehen.



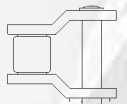
#### Connecting Link (Cottered Type)

For chains over 1 inch pitch, for easy assembly of chains.



#### Gekröpftes Glied mit Splint [L]

Das gekröpfte Verschlussglied ermöglicht die Herstellung einer geschlossenen Kette mit ungerader Gliederzahl. Lieferbar für alle Ketten von 1/2" bis 3" einschl. nach DIN 8187 und DIN 8188 (ANSI).



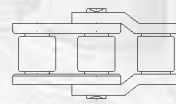
#### Single Crank Link

Used to make chains of Odd Pitch Lengths - Standard of 1/2" up to 3" pitch.



#### Gekröpftes Doppelglied [C]

Lieferbar für Einstrangkettten. Der Bolzen dieses Gliedes besitzt einen Preßsitz. Von 6 mm bis 1" einschl. für DIN 8187 und DIN 8188 (ANSI).



#### Double Crank Link

Preferred to Single Crank Link for small pitch chains. Available for all chains to 1 inch pitch.

## Verpackungseinheiten für Rollenketten

### Packing units and weights of Roller chains



ISO Ketten nach DIN 8187 Chains acc. DIN 8187				ANSI Ketten nach DIN 8188 Chains acc. DIN 8188				Verpackungseinheiten der Verbindungsglieder Packing units of connecting links				
Kettentyp Chain Type	Einzelkarton- abmessung Cartonbox dimension	Kettenlänge Content chain length <sup>1)</sup>	Gewicht Weight	Kettentyp Chain Type	Einzelkarton- abmessung Cartonbox dimension	Kettenlänge Content chain length <sup>1)</sup>	Gewicht Weight	Einzelkarton- abmessung VGL Cartonbox dimension conlink	DIN 8187		DIN 8188	
									Verbindungs- glied [E+S] Connecting link	gekröpftes Glied [L] offset link	Verbindungs- glied [E+S] Connecting link	gekröpftes Glied [L] offset link
	LxWxH mm	m	kg/m		LxWxH mm	m	kg/m	LxWxH mm	Inhalt/Stk. <sup>2)</sup> Content/pcs. <sup>2)</sup>		Inhalt/Stk. <sup>2)</sup> Content/pcs. <sup>2)</sup>	
04 B-1	165x165x35	10	0,12	-	-	-	-	170x90x140	200	200	-	-
05 B-1	190x190x13	10	0,18	25-1	170x170x25	10	0,14	170x90x140	200	200	200	200
06 B-1	220x220x20	5	0,41	35-1	220x220x30	5	0,65	170x90x140	200	150	200	150
06 B-2	220x220x30	5	0,78	35-2	220x220x30	5	0,65	170x90x140	150	150	150	150
06 B-3	220x220x41	5	1,18	35-3	220x220x40	5	0,97	170x90x140	150	150	150	150
083	270x270x25	5	0,42	-	-	-	-	170x90x140	150	125	-	-
085	270x270x25	5	0,38	-	-	-	-	170x90x140	150	125	-	-
08 B-1	240x240x23	5	0,70	40-1	240x240x23	5	0,62	170x90x140	150	125	150	125
08 B-2	260x260x37	5	1,40	40-2	260x260x37	5	1,22	170x90x140	125	100	125	100
08 B-3	260x260x51	5	2,10	40-3	260x260x51	5	1,83	170x90x140	100	75	100	75
10 B-1	280x280x51	5	0,90	50-1	280x280x26	5	1,01	170x90x140	125	100	100	100
10 B-2	280x280x43	5	1,80	50-2	280x280x43	5	2,00	170x90x140	100	75	100	75
10 B-3	280x280x60	5	2,60	50-3	280x280x60	5	2,97	170x90x140	75	50	75	50
12 B-1	280x280x31	5	1,15	60-1	300x300x31	5	1,48	170x90x140	100	100	75	50
12 B-2	300x300x50	5	2,30	60-2	300x300x48	5	2,95	170x90x140	75	50	75	50
12 B-3	300x320x70	5	3,40	60-3	300x300x78	5	4,35	170x90x140	50	35	50	35
16 B-1	340x340x42	5	2,60	80-1	340x340x42	5	2,60	170x90x140	50	40	50	40
16 B-2	340x340x76	5	5,30	80-2	340x340x76	5	5,20	170x90x140	20	15	20	15
16 B-3	340x340x107	5	7,80	80-3	340x340x107	5	7,90	170x90x140	15	10	15	10
20 B-1	380x380x50	5	3,70	100-1	400x400x50	5	3,76	490x70x280	125	85	125	85
20 B-2	400x400x88	5	7,25	100-2	420x420x88	5	7,60	490x70x280	65	30	55	30
20 B-3	400x400x125	5	10,85	100-3	420x420x125	5	11,40	490x70x280	30	20	30	20
24 B-1	420x420x63	5	7,00	120-1	430x430x63	5	5,50	490x70x280	70	45	80	45
24 B-2	430x430x111	5	13,75	120-2	440x440x105	5	10,80	490x70x280	30	20	35	30
24 B-3	430x430x160	5	20,50	120-3	440x440x151	5	15,80	490x70x280	20	15	20	15
28 B-1	460x460x75	5	8,60	140-1	470x470x64	5	7,20	490x70x280	50	35	55	30
28 B-2	470x470x135	5	17,30	140-2	480x480x113	5	14,20	490x70x280	20	15	20	15
28 B-3	470x470x194	5	25,75	140-3	480x480x162	5	21,50	490x70x280	15	5	15	5
32 B-1	485x485x76	5	9,50	160-1	510x510x76	5	10,30	490x70x280	30	25	30	25
32 B-2	510x510x135	5	18,80	160-2	540x540x135	5	19,50	490x70x280	20	10	20	10
32 B-3	510x510x194	5	27,95	160-3	540x540x194	5	26,30	490x70x280	10	5	10	5

1) Rollenketten nach DIN 8187 und DIN 8188 (ANSI-Norm) sind grundsätzlich in Einzelkartons verpackt und werden mit jeweils einem geraden Verbindungsglied geliefert.

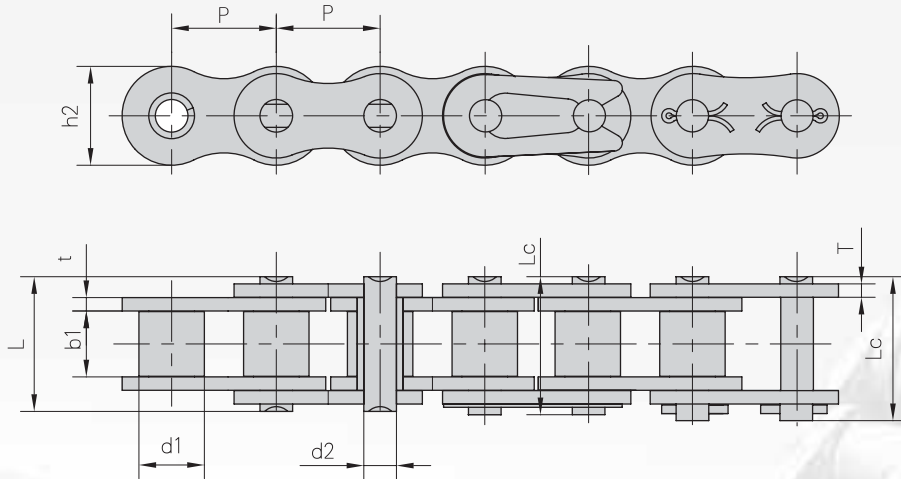
1) Roller chains acc. to DIN 8187 and DIN 8188 (ANSI-standard) are supplied packed in individual boxes complete with a connecting link as standard.

2) Verbindungsglieder sind unmontiert im Kunststoffbeutel eingeschweißt und werden im Großbindekarton zu o.g. Stückzahlen geliefert.

2) Connecting links are supplied unassembled prepacked in poly bags and are available in bulk boxes to allow economical purchasing levels.

**ELITE** Hochleistungsrollenketten nach Werksnorm

*High Precision roller chains acc. to Industry standard*

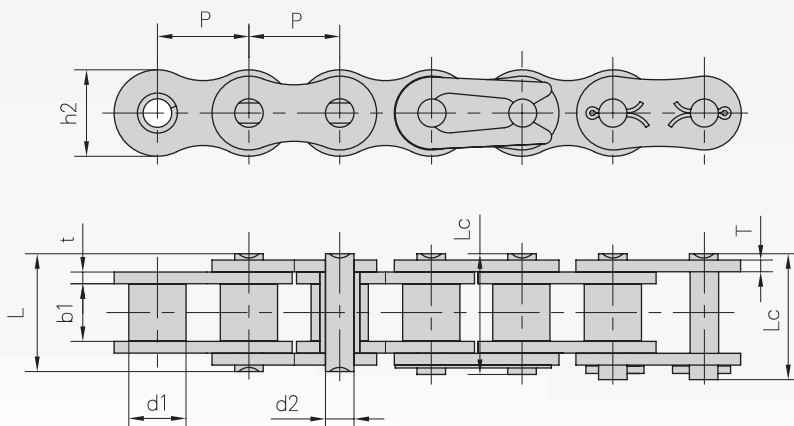


Flexon	Teilung	Rollen ø	Lichte Weite	Bolzen ø	Bolzen- länge		Höhe Innen- lasche Inner plate depth	Laschen- dicke	min. Bruchkraft	Durchschn. Bruchlast	Gewicht per meter
Chain No.	Pitch	Roller diameter	Width between inner plates	Pin diameter	Pin length			Plate thick- ness	Ultimate tensile strength	Average tensile strength	Weight per meter
	P	d1 max	b1 min	d2 max	L max	Lc max	h2 max	t/T max	Q min	Q0	q
	mm	mm	mm	mm	mm	mm	mm	mm	kN/LB	kN	kg/m
04BH	6.00	4.00	2.80	1.85	8.4	9.40	5.00	0.90	5.00/1136	5.3	0.14
A06B-2	9.525	6.35	5.72	3.28	23.4	24.4	8.20	1.30	16.90/3841	18.7	0.75
415	12.70	7.77	4.76	3.60	11.0	12.40	9.70	1.00	6.86/1559	7.6	0.32
415H	12.70	7.77	4.76	3.96	13.1	14.50	12.00	1.50	14.40/3273	16.1	0.55
415B	12.70	7.75	4.88	4.09	12.9	14.40	10.30	1.30	12.00/2727	14.2	0.45
415BF1	12.70	7.75	4.88	4.09	11.5	13.00	10.30	1.00	9.00/2045	10.6	0.38
415BF3	12.70	7.75	4.80	4.09	11.6	13.65	10.30	1.20	9.80/2227	10.7	0.43
415BF5	12.70	7.75	5.10	4.09	14.4	16.0	9.9	1.8/1.6	16.00/3600	16.5	0.46
415BF7	12.70	7.75	4.88	3.58	13.75	15.00	10.30	1.30	6.00/1363	10.7	0.40
423	12.70	8.51	6.40	4.45	15.6	17.10	12.40	1.70	19.60/4455	21.9	0.71
478	12.70	7.80	4.80	4.00	11.6	13.65	10.46	1.25	9.80/2227	12.8	0.39
170GSX	12.70	7.75	6.45	3.96	14.8	16.40	11.50	1.6/1.4	17.15/3860	18.5	0.62
08BF	12.70	8.51	5.55	4.45	14.6	16.10	11.80	1.60	17.80/4045	19.2	0.66
12BV	19.05	12.07	11.68	6.10	24.5	26.50	16.00	2.42	36.00/8182	39.9	1.43
12BH	19.05	12.07	11.68	5.94	25.2	26.80	16.00	2.42	40.00/9091	44.4	1.45
12BHF1	19.05	12.07	11.68	6.10	25.0	27.20	16.50	2.50	44.00/10000	48.8	1.46
12BF14	19.05	12.07	30.56	5.72	42.0	43.6	16.00	1.85	29.00/6591	32.2	2.13
16BF1	25.40	15.88	12.20	8.28	31.4	32.70	21.00	4.15/3.1	60.00/13636	71.4	2.51
16BF2	25.40	15.88	17.02	8.28	38.6	39.80	21.00	4.15	60.00/13636	71.4	3.08
16BF5	25.40	15.88	12.70	8.28	30.8	32.10	20.00	3.5/3.0	50.00/11364	57.5	2.37
16BH	25.40	15.88	17.02	8.90	35.7	38.90	24.10	4.0/3.1	80.00/18182	94.2	3.11
850HSA	25.40	17.80	15.88	9.53	42.0		26.60	5.6/4.8	122.5 0 /27840	135.9	4.85
24BH	38.10	25.40	25.40	14.63	58.6	63.40	36.20	7.5/6.0	225.00/51136	250.3	9.00
32AF2	50.80	32.00	31.75	17.00	64.8	69.60	48.00	6.40	200.00/45454	222.5	11.61
32AT	50.80	28.58	15.88	14.27	36.2	40.80	47.80	3.25	111.2 0 /25272	123.6	5.21



## Hochleistungsrollenketten amerikanische u. europäische Bauart, verzinkte Ausführung

High Precision roller chains, zinc-plated, acc. to American and European standard



Flexon	Teilung	Rollen ø	Lichte Weite	Bolzen ø	Bolzen- länge		Höhe Innen- lasche Inner plate depth	Laschen- dicke	Bruchlast	Gewicht per meter
Chain No.	Pitch	Roller diameter	Width between inner plates	Pin diameter	Pin length		h2 max	t/T max	Breaking load	Weight per meter
	P	d1 max	b1 min	d2 max	L max	Lc max			Q	q
	mm	mm	mm	mm	mm	mm	mm	mm	kN/LB	kg/m
*25ZP	6.350	3.30	3.18	2.31	7.90	8.40	6.00	0.80	3.50/795	0.15
*35ZP	9.525	5.08	4.77	3.58	12.40	13.17	9.00	1.30	7.90/1795	0.33
41ZP	12.700	7.77	6.25	3.58	13.75	15.00	9.91	1.30	6.67/1516	0.41
40ZP	12.700	7.95	7.85	3.96	16.60	17.80	12.00	1.50	14.10/3205	0.62
50ZP	15.875	10.16	9.40	5.08	20.70	22.20	15.09	2.03	22.20/5045	1.02
60ZP	19.050	11.91	12.57	5.94	25.90	27.70	18.00	2.42	31.80/7227	1.50
80ZP	25.400	15.88	15.75	7.92	32.70	35.00	24.00	3.25	56.70/12886	2.60
100ZP	31.750	19.05	18.90	9.53	40.40	44.70	30.00	4.00	88.50/20114	3.91
120ZP	38.100	22.23	25.22	11.10	50.30	54.30	35.70	4.80	127.00/28864	5.62
140ZP	44.450	25.40	25.22	12.70	54.40	59.00	41.00	5.60	172.40/39182	7.50
160ZP	50.800	28.58	31.55	14.27	64.80	69.60	47.80	6.40	226.80/51545	10.10
04BZP	6.000	4.00	2.80	1.85	6.80	7.80	5.00	0.60	3.00/682	0.11
05BZP	8.000	5.00	3.00	2.31	8.20	8.90	7.10	0.80	5.00/1136	0.20
#06BZP	9.525	6.35	5.72	3.28	13.15	14.10	8.20	1.30	9.00/2045	0.41
08BZP	12.700	8.51	7.75	4.45	16.70	18.20	11.80	1.60	18.00/4091	0.69
10BZP	15.875	10.16	9.65	5.08	19.50	20.90	14.70	1.70	22.40/5091	0.93
12BZP	19.050	12.07	11.68	5.72	22.50	24.20	16.00	1.85	60.00/13636	1.15
16BZP	25.400	15.88	17.02	8.28	36.10	37.40	21.00	4.15/3.1	95.00/21591	2.71
20BZP	31.750	19.05	19.56	10.19	41.30	45.00	26.40	4.5/3.5	95.00/21591	3.70
24BZP	38.100	25.40	25.40	14.63	53.40	57.80	33.20	6.0/4.8	160.0/36364	7.10
28BZP	44.450	27.94	30.99	15.90	65.10	69.50	36.70	7.5/6.0	200.0/45455	8.50
32BZP	50.800	29.21	30.99	17.81	66.00	71.00	42.00	7.0/6.0	250.0/56818	10.25

\* Buchsenketten: In der Tabelle zeigt d1 den Außenø der Buchse

# gerade Laschen

Alle Kettengrößen auch als verzinkte Zweifach-Rollenketten und Förderketten lieferbar, verzinkte Langglieder-Förderketten auf Anfrage lieferbar

\* Bushing chain: d1 in the table indicate the external diameter of the bushing

# Straight side plates

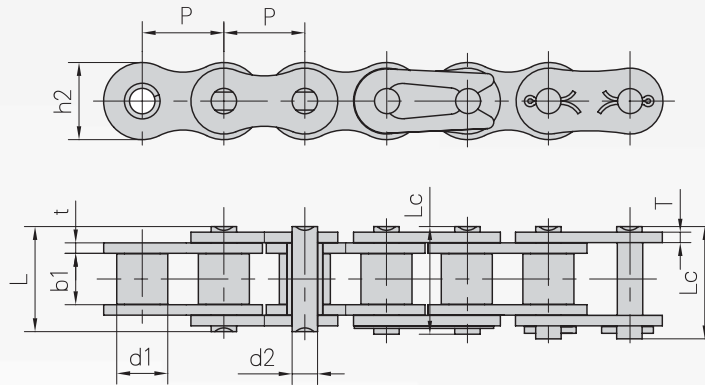
Double strand zinc plated chains are available in all sizes

Double pitch zinc plated conveyor chains are available upon request



„Coated“ Korrosionsgeschützte Hochleistungsrollenketten, Dacromet beschichtet, amerikanische u. europäische Bauart

„Coated“ Corrosion protected High Precision roller chains, Dacromet coated, acc. to American and European standard



Flexon	Teilung	Rollen ø	Lichte Weite	Bolzen ø	Bolzen- länge		Höhe Innen- lasche Inner plate depth	Laschen- dicke	Bruchlast	Gewicht per meter
Chain No.	Pitch	Roller diameter	Width between inner plates	Pin diameter	Pin length		h2 max	t/T max	Breaking load	Weight per meter
	P	d1 max	b1 min	d2 max	L max	Lc max	mm	mm	Q	q
	mm	mm	mm	mm	mm	mm			kN/LB	kg/m
*25DR	6.350	3.30	3.18	2.31	7.90	8.40	6.00	0.80	3.50/795	0.15
*35DR	9.525	5.08	4.77	3.58	12.40	13.17	9.00	1.30	7.90/1795	0.33
41DR	12.700	7.77	6.25	3.58	13.75	15.00	9.91	1.30	6.67/1516	0.41
40DR	12.700	7.95	7.85	3.96	16.60	17.80	12.00	1.50	14.10/3205	0.62
50DR	15.875	10.16	9.40	5.08	20.70	22.20	15.09	2.03	22.20/5045	1.02
60DR	19.050	11.91	12.57	5.94	25.90	27.70	18.00	2.42	31.80/7227	1.50
80DR	25.400	15.88	15.75	7.92	32.70	35.00	24.00	3.25	56.70/12886	2.60
100DR	31.750	19.05	18.90	9.53	40.40	44.70	30.00	4.00	88.50/20114	3.91
120DR	38.100	22.23	25.22	11.10	50.30	54.30	35.70	4.80	127.00/28864	5.62
140DR	44.450	25.40	25.22	12.70	54.40	59.00	41.00	5.60	172.40/39182	7.50
160DR	50.800	28.58	31.55	14.27	64.80	69.60	47.80	6.40	226.80/51545	10.10
04BDR	6.000	4.00	2.80	1.85	6.80	7.80	5.00	0.60	3.00/682	0.11
05BDR	8.000	5.00	3.00	2.31	8.20	8.90	7.10	0.80	5.00/1136	0.20
#06BDR	9.525	6.35	5.72	3.28	13.15	14.10	8.20	1.30	9.00/2045	0.41
08BDR	12.700	8.51	7.75	4.45	16.70	18.20	11.80	1.60	18.00/4091	0.69
10BDR	15.875	10.16	9.65	5.08	19.50	20.90	14.70	1.70	22.40/5091	0.93
12BDR	19.050	12.07	11.68	5.72	22.50	24.20	16.00	1.85	29.00/6591	1.15
16BDR	25.400	15.88	17.02	8.28	36.10	37.40	21.00	4.15/3.1	60.00/13636	2.71
20BDR	31.750	19.05	19.56	10.19	41.30	45.00	26.40	4.5/3.5	95.00/21591	3.70
24BDR	38.100	25.40	25.40	14.63	53.40	57.80	33.20	6.0/4.8	160.00/36364	7.10
28BDR	44.450	27.94	30.99	15.90	65.10	69.50	36.70	7.5/6.0	200.00/45455	8.50
32BDR	50.800	29.21	30.99	17.81	66.00	71.00	42.00	7.0/6.0	250.00/56818	10.25

\* Buchsenketten: In der Tabelle zeigt d1 den Außendurchmesser der Buchse  
# gerade Laschen

Alle Kettengrößen auch als "Dacromet" beschichtete Zweifach-Rollenketten und Förderketten lieferbar, verzinkte Langglieder-Förderketten auf Anfrage lieferbar

\* Bushing chain: d1 in the table indicate the external diameter of the bushing  
# Straight side plates

Double strand "Dacromet" coated plated chains are available in all sizes  
Double pitch zinc plated conveyor chains are available upon request

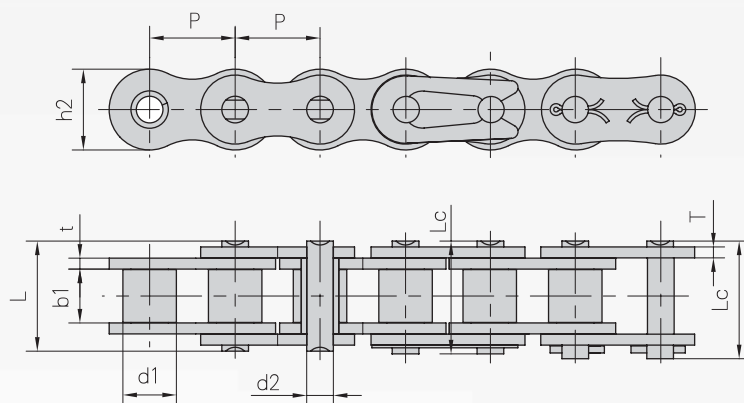
Alle Ketten auch lieferbar als "coated plus" (mit chem. vernickelten Bolzen).

All chains also available in "coated plus" (with chem. nickel plated pins).



## Hochleistungsrollenketten, vernickelt, amerik. und europ. Bauart

High Precision roller chains, nickel-plated, acc. to American and European standard



Flexon Chain No.	Teilung	Rollen ø	Lichte Weite	Bolzen ø	Bolzen-länge		Höhe Innenlasche	Laschen-dicke	Bruchlast	Gewicht per meter
	Pitch	Roller diameter	Width between inner plates	Pin diameter	L	Lc	Inner plate depth	Plate thickness	Breaking load	Weight per meter
	P	d1 max	b1 min	d2 max	L max	Lc max	h2 max	t/T max	Q	q
	mm	mm	mm	mm	mm	mm	mm	mm	kN/LB	kg/m
*25NP	6.350	3.30	3.18	2.31	7.90	8.40	6.00	0.80	3.50/795	0.15
*35NP	9.525	5.08	4.77	3.58	12.40	13.17	9.00	1.30	7.90/1795	0.33
41NP	12.700	7.77	6.25	3.58	13.75	15.00	9.91	1.30	6.67/1516	0.41
40NP	12.700	7.95	7.85	3.96	16.60	17.80	12.00	1.50	14.10/3205	0.62
50NP	15.875	10.16	9.40	5.08	20.70	22.20	15.09	2.03	22.20/5045	1.02
60NP	19.050	11.91	12.57	5.94	25.90	27.70	18.00	2.42	31.80/7227	1.50
80NP	25.400	15.88	15.75	7.92	32.70	35.00	24.00	3.25	56.70/12886	2.60
100NP	31.750	19.05	18.90	9.53	40.40	44.70	30.00	4.00	88.50/20114	3.91
120NP	38.100	22.23	25.22	11.10	50.30	54.30	35.70	4.80	127.00/28864	5.62
140NP	44.450	25.40	25.22	12.70	54.40	59.00	41.00	5.60	172.40/39182	7.50
160NP	50.800	28.58	31.55	14.27	64.80	69.60	47.80	6.40	226.80/51545	10.10
04BNP	6.000	4.00	2.80	1.85	6.80	7.80	5.00	0.60	3.00/682	0.11
05BNP	8.000	5.00	3.00	2.31	8.20	8.90	7.10	0.80	5.00/1136	0.20
#06BNP	9.525	6.35	5.72	3.28	13.15	14.10	8.20	1.30	9.00/2045	0.41
08BNP	12.700	8.51	7.75	4.45	16.70	18.20	11.80	1.60	18.00/4091	0.69
10BNP	15.875	10.16	9.65	5.08	19.50	20.90	14.70	1.70	22.40/5091	0.93
12BNP	19.050	12.07	11.68	5.72	22.50	24.20	16.00	1.85	29.00/6591	1.15
16BNP	25.400	15.88	17.02	8.28	36.10	37.40	21.00	4.15/3.1	60.00/13636	2.71
20BNP	31.750	19.05	19.56	10.19	41.30	45.00	26.40	4.5/3.5	95.00/21591	3.70
24BNP	38.100	25.40	25.40	14.63	53.40	57.80	33.20	6.0/4.8	160.0/36364	7.10
28BNP	44.450	27.94	30.99	15.90	65.10	69.50	36.70	7.5/6.0	200.00/45455	8.50
32BNP	50.800	29.21	30.99	17.81	66.00	71.00	42.00	7.0/6.0	250.00/56818	10.25

\* Buchsenketten: In der Tabelle zeigt d1 den Außenø der Buchse

# gerade Laschen

Alle Kettengrößen auch als vernickelte Zweifach-Rollenketten und Förderketten lieferbar, verzinkte Langglieder-Förderketten auf Anfrage lieferbar

\* Bushing chain: d1 in the table indicate the external diameter of the bushing

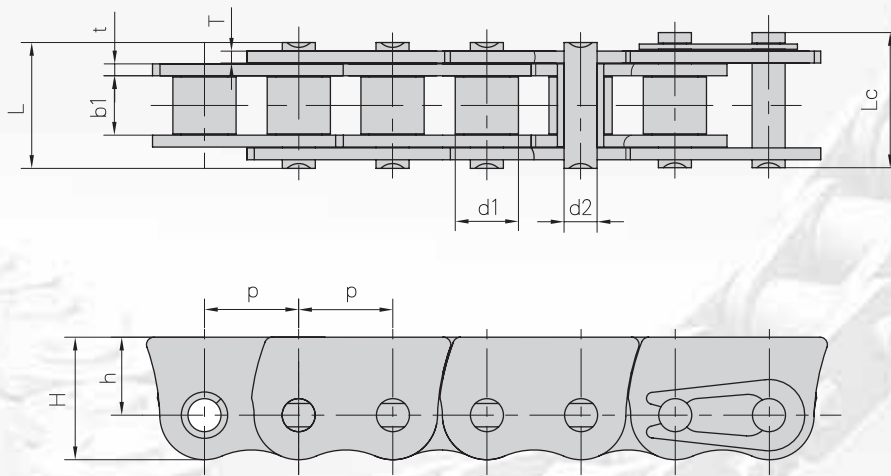
# Straight side plates

Double strand nickel plated chains are available in all sizes

Double pitch zinc plated conveyor chains are available upon request

## ELITE Rückensteife Rollenketten

### Anti back bend chains

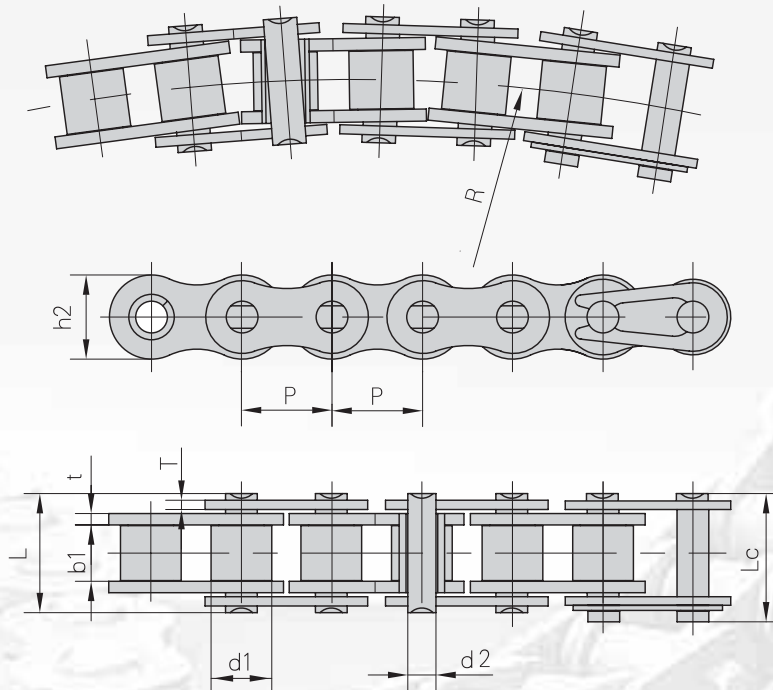


Flexon	Teilung	Rollen ø	Lichte Weite	Bolzen ø	Bolzen- länge		Laschen- abmessungen			min. Bruchkraft	Gewicht per meter
Chain No.	Pitch	Roller diameter	Width between inner plates	Pin diameter	Pin length		Plate dimension			Ultimate tensile strength	Weight per meter
	P	d1 max	b1 min	d2 max	L max	Lc max	H max	h	t/T max	Q1 min	q
	mm	mm	mm	mm	mm	mm	mm	mm		kN	kg/m
08AF6	12.7	7.95	7.85	3.96	16.6	17.8	17.0	11.0	1.5	13.8	0.91
415BF4	12.7	7.75	4.88	4.09	16.4	17.8	17.0	11.0	1.3/3.1	12.0	1.07
08BSSF20*	12.7	8.51	7.75	4.45	16.7	18.2	16.5	10.5	1.6	12.0	1.06

\* Rostfreier Stahl  
\* Stainless Steel

## ELITE Seitenbogenketten

### Side bow chains



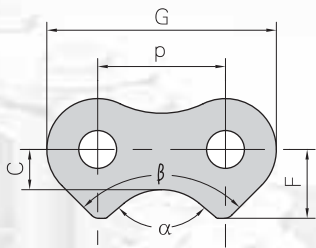
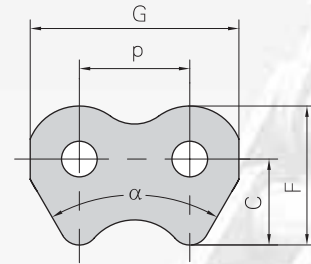
Flexon	Teilung	Rollen Ø	Lichte Weite	Bolzen Ø	Bolzen- länge		Höhe Innen- lasche	Laschen- dicke	Seiten- bogen- radius	min. Bruchkraft	Durchschn. Bruchlast	Gewicht per meter
Chain No.	Pitch	Roller diameter	Width between inner plates	Pin diameter	Pin length		Inner plate depth	Plate thick- ness	Side bow radius	Ultimate tensile strength	Average tensile strength	Weight per meter
	P	d1 max	b1 min	d2 max	L max	Lc max	h2 max	t/T max	R min	Q min	Q0	q
	mm	mm	mm	mm	mm	mm	mm	mm	mm	kN/LB	kN	kg/m
40SB	12.70	7.95	7.85	3.96	16.9	18.1	11.7	1.5	350	13.8/3136	15.2	0.80
#43SB	12.70	7.95	7.85	3.45	18.3	19.5	11.7	1.5	200	12.0/2727	13.2	0.64
50SB	15.875	10.16	9.40	4.37	20.7	22.7	14.9	2.03	400	20.6/4681	22.7	1.09
60SB	19.05	11.91	12.57	5.34	26.6	28.4	18.0	2.42	500	15.7/3568	17.3	1.54
#63SB	19.05	11.91	12.68	5.08	28.8	30.6	17.2	2.42/2.03	430	12.5/2840	20.0	1.40
80SB	25.40	15.88	15.75	7.19	34.0	37.3	24.0	3.25	711	40.9/9201	42.0	2.60
08BSB	12.70	8.51	7.75	3.97	17.4	18.7	11.8	1.6	400	14.0/3182	15.4	0.70
08BSBF1	12.70	8.51	7.75	3.97	16.3	17.6	11.8	1.6/1.2	400	12.8/2909	14.1	0.65
10BSB	15.875	10.16	9.65	4.50	20.1	21.5	14.7	1.7	400	15.6/3545	17.2	0.93
12BSB	19.05	12.07	11.68	5.12	23.1	24.8	16.0	1.85	500	20.5/4658	22.6	1.16
C2050SB	31.75	10.16	9.40	5.08	21.3	22.6	15.0	2.03	800	21.8/4954	24.1	0.84

# Ketten mit beidseitig verlängerten Bolzen und Innenglieder mit geraden Laschen  
 Chains with both sided extended pins and inner links with straight side plates  
 43 SB L = 18,4 mm, 63 SB L = 28,0 mm

**ELITE** Anbauteile für Seitenbogenketten

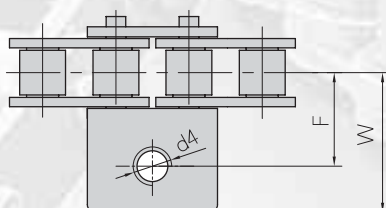
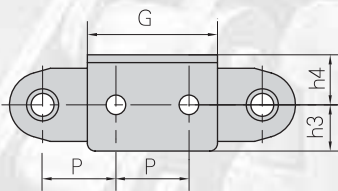
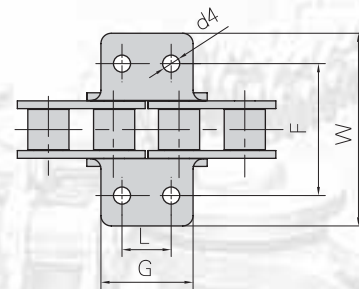
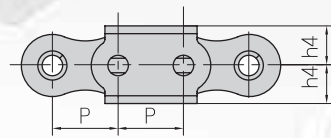
Side bow chain attachments

Flexon Chain No.	P	G	C	F	$\alpha$
	mm	mm	mm	mm	mm
08BSBF5	12.7	24.0	9.9	16.0	60°



Flexon Chain No.	P	G	C	F	$\alpha$	$\beta$
	mm	mm	mm	mm	mm	mm
50SBF2	15.875	28.0	5.0	8.56	100°	90°

Flexon Chain No.	P	G	L	F	W	h4	d4
	mm	mm	mm	mm	mm	mm	mm
40SBF1	12.7	17.8	9.5	30.2	45.5	7.5	3.3

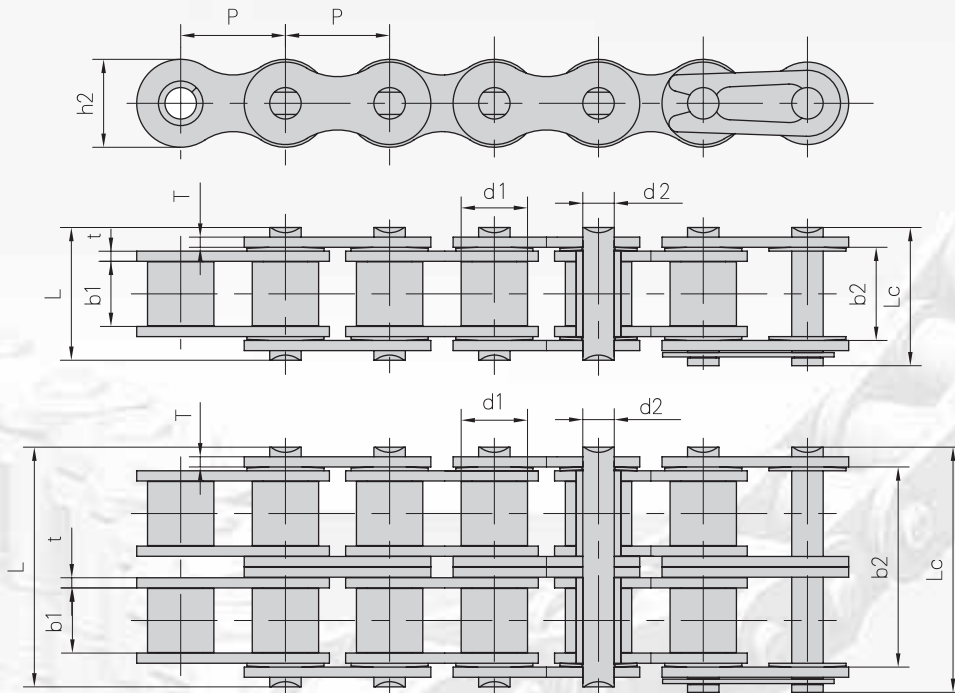


Flexon Chain No.	P	G	F	W	h3	h4	d4
	mm	mm	mm	mm	mm	mm	mm
63SBF2	19.05	33.9	24.4	36.4	12.0	13.0	M8



## „everlast“ Wartungsarme Rollenketten (mit Sinterbuchsen)

### „everlast“ Low maintenance roller chains (with Sinter bushes)



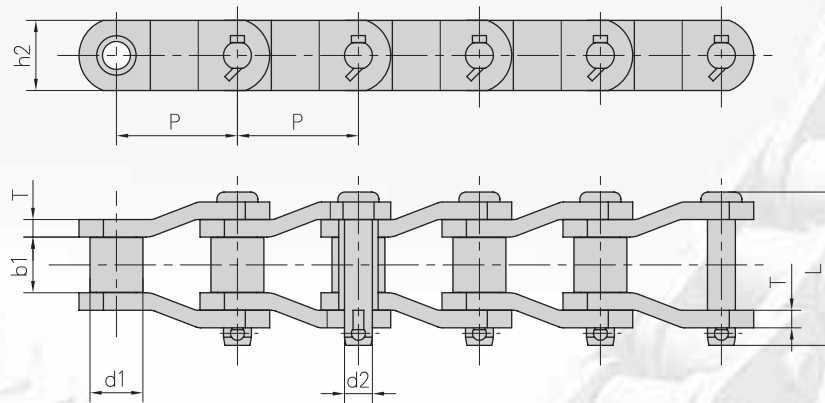
Flexon	Teilung	Rollen ø	Lichte Weite	Lichte Weite	Bolzen ø	Bolzen- länge	Höhe Innen- lasche	Laschen- dicke	min. Bruchkraft	Gewicht per meter	
Chain No.	Pitch	Roller diameter	Width between inner plates	Width between outer plates	Pin diameter	Pin length	Inner plate depth	Plate thick- ness	Ultimate tensile strength	Weight per meter	
	P	d1 max	b1 min	b2 min	d2 max	L max	Lc max	h2 max	t/T max	Q min	q
	mm	mm	mm	mm	mm	mm	mm	mm	mm	kN/LB	kg/m
60SLR	19.05	11.91	12.57	19.35	5.94	27.5	29.3	18.0	3.25/2.42	34.2/7772	1.65
08BSLR	12.70	8.51	7.75	13.03	4.45	18.3	19.8	11.8	1.6	18.0/4091	0.73
08BSLRF1	12.70	8.51	7.75	11.75	4.45	17.3	18.7	11.8	1.6	18.0/4091	0.72
10BSLRF1	15.875	10.16	9.65	13.75	5.08	19.9	21.6	14.7	1.7	22.4/5091	0.97
12BSLR	19.05	12.07	11.68	15.75	5.72	22.5	24.2	16.0	1.85	29.0/6591	1.20
12BSLRF1	19.05	12.07	11.68	16.13	5.72	22.9	24.7	16.0	1.85	29.0/6591	1.19
16BSLR	25.40	15.88	17.02	27.50	8.28	38.1	40.6	21.0	4.15/3.1	60.0/13636	2.72
16BSLRF1	25.40	15.88	17.02	26.15	8.28	36.7	39.7	21.0	4.15/3.1	60.0/13636	2.72
60SLR-2	19.05	11.91	12.57	42.13	5.94	50.3	52.1	18.0	3.25/2.42	68.4/15544	3.21
12BSLR-2	19.05	12.07	11.68	35.21	5.72	42.0	43.6	16.0	1.85	58.0/13182	2.42
16BSLR-2	25.4	15.88	17.02	57.46	8.28	68.0	71.0	21.0	4.15/3.1	106.0/23847	5.68

Auch lieferbar als "everlast plus" (mit chem. vernickelten Bolzen).

Also available in "everlast plus" (with chem. nickel plated pins).

**ELITE** Rotary Ketten nach DIN 8182 / 8183 und ANSI 29.10

*Heavy-duty cranked-link Transmission chains acc. to  
DIN 8182 / 8183 and ANSI 29.10*

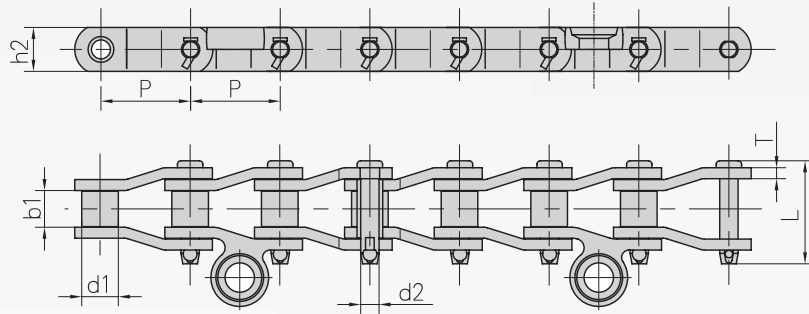


Flexon	Teilung	Rollen ø	Lichte Weite	Bolzen ø	Bolzen- länge	Laschen- höhe	Laschen- dicke	min. Bruchkraft	Durchschn. Bruchlast	Gewicht per meter
Chain No.	Pitch	Roller diameter	Width between inner plates	Pin diameter	Pin length	Plate height	Plate thick- ness	Ultimate tensile strength	Average tensile strength	Weight per meter
	P	d1 max	b1 min	d2 max	L max	h2 max	T max	Q min	Q0	q
	mm	mm	mm	mm	mm	mm	mm	kN/LB	kN	kg/m
RO 3	63.50	31.75	38.10	15.90	90.7	47.8	7.9	250.0/56818	270.0	14.00
RO 3	78.10	31.75	36.90	16.00	94.8	40.0	8.0	271.0/61590	292.6	10.72
2512(MXS3011)	77.90	41.28	39.60	19.05	100.0	57.0	9.7	340.0/77272	367.2	18.40
RO 3b	77.90	41.28	38.50	19.05	103.4	60.0	10.0	400.0/90909	420.0	20.28
RO 3 1/2	88.90	44.45	36.60	22.23	117.6	58.0	12.7	471.0/105955	507.6	25.70
RO 4	103.20	44.45	48.00	22.00	123.5	55.0	13.0	476.0/108180	514.0	23.60
RO 4b	103.45	45.24	49.30	23.85	130.0	63.5	14.2	550.0/125000	594.0	27.71
RO 4 1/2	114.30	57.15	52.30	27.97	138.0	79.2	14.2	760.0/172727	820.8	41.20
RO 5b	127.00	63.50	69.90	31.78	165.7	88.9	15.7	987.0/224300	1069.2	48.60
2184	152.40	76.20	35.00	22.20	96.0	51.0	9.5	330.0/75000	378.0	18.17
MXS882	66.27	22.23	28.58	11.10	68.5	28.5	6.4	115.6/26272	124.8	5.30
MXS3075	78.10	31.75	38.10	16.46	93.5	44.5	9.7	334.0/75909	360.7	13.45
MXS1242	103.20	44.45	49.20	22.23	124.5	57.0	12.8	623.0/141591	672.8	24.63
SS588	66.27	22.23	28.60	11.11	63.7	28.6	6.3	130.0/29545	144.0	5.46
SS568H	77.90	41.30	39.70	19.05	97.6	57.0	9.5	340.0/77272	367.2	19.80
SS40H(P)	78.11	31.75	38.10	15.88	97.0	41.5	9.5	250.0/56818	280.0	12.60
SS124	103.20	44.45	49.20	22.23	127.2	57.0	12.7	560.0/127272	590.0	22.57



## Rotary Ketten mit Sonderlaschen

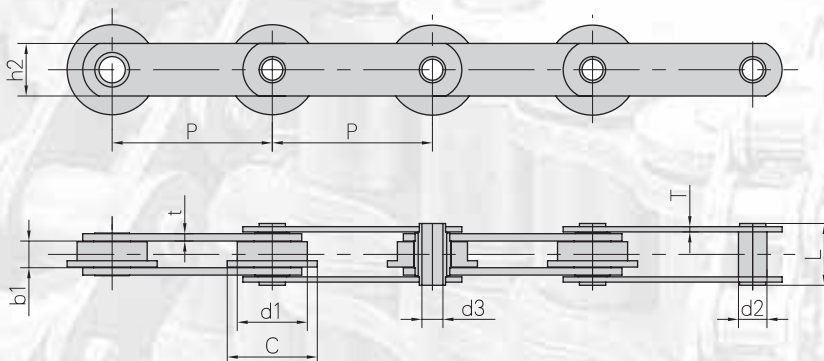
### Heavy-duty cranked-link Transmission chains



Flexon	Teilung	Rollen $\varnothing$	Lichte Weite	Bolzen $\varnothing$	Bolzenlänge	Laschenhöhe	Laschen- dicke	min. Bruchkraft	Durchschn. Bruchlast
Chain No.	Pitch	Roller diameter	Width between inner plates	Pin diameter	Pin length	Plate height	Plate thickness	Ultimate tensile strength	Average tensile strength
	P	d1 max	b1 min	d2 max	L max	h2 max	T max	Q min	Q <sub>0</sub>
	mm	mm	mm	mm	mm	mm	mm	kN/LB	kN
SS40SL	78.105	31.78	31.75	15.90	89.15	38.0	9.5	250.0/56818	266.88

## Sonderketten für die Abwasserentsorgung

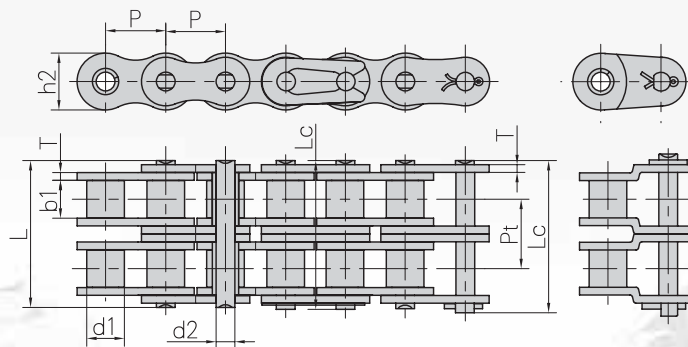
### Steel chains for sewage disposal



Flexon	Teilung	Lichte Weite	Rollen $\varnothing$	Bolzen $\varnothing$	Bolzenlänge	Laschenhöhe	Laschen- dicke	min. Bruchkraft	Durchschn. Bruchlast	Gewicht per meter			
Chain No.	Pitch	Width between inner plates	Roller diameter	Pin diameter	Pin length	Plate height	Plate thickness	Ultimate tensile strength	Average tensile strength	Weight per meter			
	P	b1 min	d1 max	C max	d2 max	d3 mon	L max	h2 max	T max	t max	Q min	Q <sub>0</sub>	q
	mm	mm	mm	mm	mm	mm	mm	mm	mm	mm	kN/LB	kN	kg/m
W152	152.4	25.40	66.7	85.7	27.1	20.0	58.8	50.0	5.0	7.0	110.0/25000	122.1	10.78

**ELITE** Kupplungsketten, amerikanische Bauart

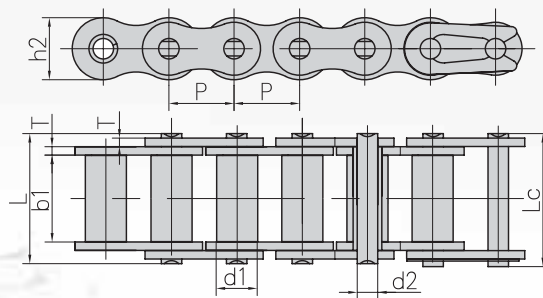
*Coupling chains acc. to American standard*



Flexon	Teilung	Rollen ø	Lichte Weite	Bolzen ø	Bolzen- länge		Höhe Innen- lasche Inner plate depth	Laschen- dicke	Mitten- maß	min. Bruchkraft	Durchschn. Bruchlast	Gewicht pro Stk.
ANSI Chain No.	Pitch	Roller diameter	Width between inner plates	Pin diameter	Pin length		h2 max	Plate thick- ness	Transverse pitch	Ultimate tensile strength	Average tensile strength	Weight per pc.
	P	d1 max	b1 min	d2 max	L max	Lc max	h2 max	T max	Pt	Q min	Q0	q
	mm	mm	mm	mm	mm	mm	mm	mm	mm	kN/LB	kN	kg/m
4012	12.700	7.95	7.85	3.96	31.0	32.2	12.00	1.50	14.38	28.2/6409	35.9	0.16
4014	12.700	7.95	7.85	3.96	31.0	32.2	12.00	1.50	14.38	28.2/6409	35.9	0.19
4016	12.700	7.95	7.85	3.96	31.0	32.2	12.00	1.50	14.38	28.2/6409	35.9	0.21
5014	15.875	10.16	9.40	5.08	38.9	40.4	15.09	2.03	18.11	44.4/10091	58.1	0.49
5016	15.875	10.16	9.40	5.08	38.9	40.4	15.09	2.03	18.11	44.4/10091	58.1	0.56
5018	15.875	10.16	9.40	5.08	38.9	40.4	15.09	2.03	18.11	44.4/10091	58.1	0.63
6018	19.050	11.91	12.57	5.94	48.8	50.5	18.00	2.42	22.78	63.6/14455	82.1	1.00
6020	19.050	11.91	12.57	5.94	48.8	50.5	18.00	2.42	22.78	63.6/14455	82.1	1.11
6022	19.050	11.91	12.57	5.94	48.8	50.5	18.00	2.42	22.78	63.6/14455	82.1	1.22
8018	25.400	15.88	15.75	7.92	62.7	64.3	24.00	3.25	29.29	113.4/25773	141.8	2.35
8020	25.400	15.88	15.75	7.92	62.7	64.3	24.00	3.25	29.29	113.4/25773	141.8	2.62
8022	25.400	15.88	15.75	7.92	62.7	64.3	24.00	3.25	29.29	113.4/25773	141.8	2.88
10022	31.750	19.05	18.90	9.53	76.4	80.5	30.00	4.00	35.76	177.0/40227	219.4	4.95
12018	38.100	22.23	25.22	11.10	95.8	99.7	35.70	4.80	45.44	254.0/57727	314.9	8.14

## ELITE Spezial-Kupplungsketten

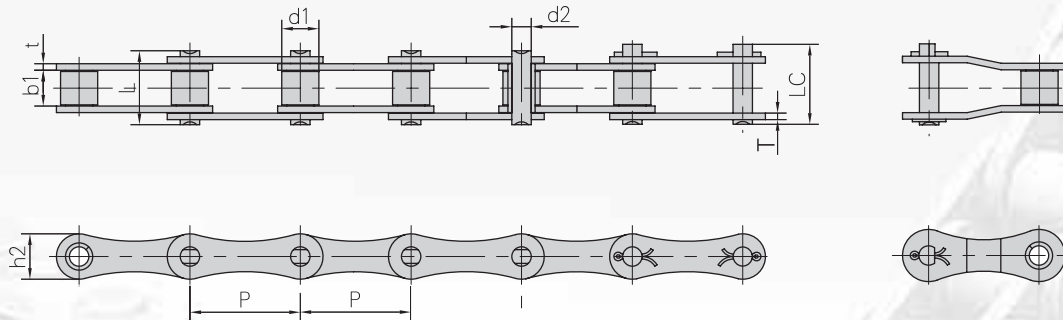
### Special Coupling chains



Flexon	Teilung	Rollen ø	Lichte Weite	Bolzen ø	Bolzen- länge		Höhe Innen- lasche Inner plate depth	Laschen- dicke	Bruchlast	Durchschn. Bruchlast	Gewicht per meter
Chain No.	Pitch	Roller diameter	Width between inner plates	Pin diameter	Pin length		h <sub>2</sub> max	T max	Breaking Load	Average tensile strength	Weight per meter
	P	d <sub>1</sub> max	b <sub>1</sub> min	d <sub>2</sub> max	L max	L <sub>c</sub> max	h <sub>2</sub> max	T max	Q	Q <sub>0</sub>	q
	mm	mm	mm	mm	mm	mm	mm	mm	kN/LB	kN	kg/m
10AF13	15.875	10.16	16.31	5.08	27.6	29.1	15.09	2.03	22.20/5045	29.4	1.35
12AF2	19.050	11.91	19.10	5.94	32.6	34.4	18.00	2.42	31.80/7227	41.5	1.90
12AF6	19.050	11.91	18.80	5.94	31.9	33.5	18.00	2.42	31.80/7227	41.5	1.87
12AF26	19.050	11.91	19.36	5.94	31.9	33.5	18.00	2.42	31.80/7227	41.5	1.94
16AF25	25.400	15.88	25.58	7.92	42.4	43.9	24.00	3.25	56.70/12886	69.4	3.26

**ELITE** Langglied-*Rollenketten* nach DIN und ANSI-Normen

*Double pitch Transmission chains acc. to DIN and ANSI standards*

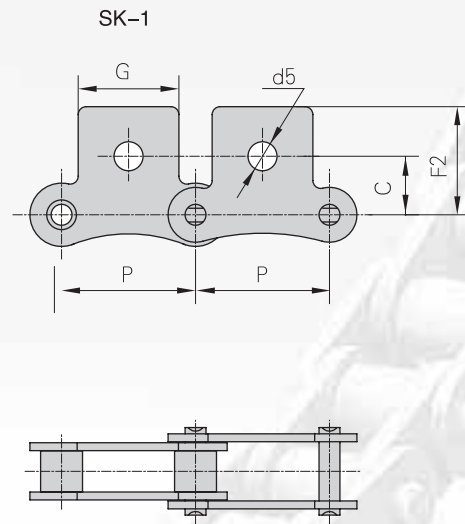
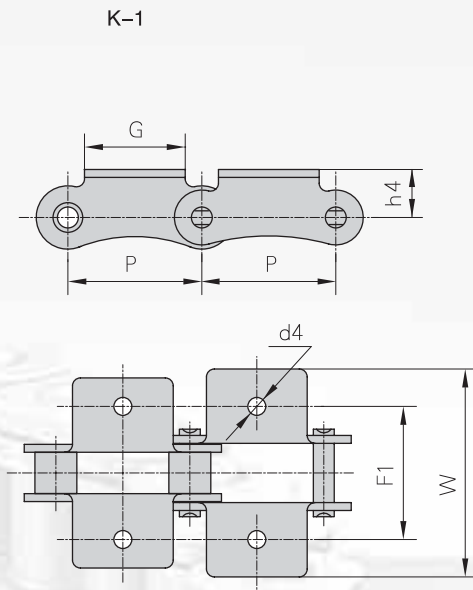


Langglied *Rollenketten* Ausführung „C“ mit geraden Laschen und Laufrollen siehe Seite 73.  
*Double Pitch Conveyor Chains Type „C“ with straight side plates and large rollers see page 73.*

Flexon	Flexon	Teilung	Rollen ø	Lichte Weite	Bolzen ø	Bolzen- länge		Höhe Innen- lasche Inner plate depth	Laschen- dicke	min. Bruchkraft	Durchschn. Bruchlast	Gewicht per meter
ISO Ref.	ANSI Chain No.	Pitch	Roller diameter	Width between inner plates	Pin diameter	Pin length		h2 max	Plate thick- ness	Ultimate tensile strength	Average tensile strength	Weight per meter
		P	d1 max	b1 min	d2 max	L max	Lc max	mm	t/T max	Q min	Q0	q
		mm	mm	mm	mm	mm	mm	mm	mm	kN/LB	kN	kg/m
208A	2040	25.40	7.95	7.85	3.96	16.6	17.8	12.0	1.50	14.1/3205	16.7	0.42
208B		25.40	8.51	7.75	4.45	16.7	18.2	11.8	1.60	18.0/4091	19.4	0.45
210A	2050	31.75	10.16	9.40	5.08	20.7	22.2	15.0	2.03	22.2/5045	28.1	0.73
210B		31.75	10.16	9.65	5.08	19.5	20.9	14.7	1.70	22.4/5091	27.5	0.65
212A	2060	38.10	11.91	12.57	5.94	25.9	27.7	18.0	2.42	31.8/7227	36.8	1.02
212B		38.10	12.07	11.68	5.72	22.5	25.2	16.0	1.85	29.0/6591	32.2	0.76
216A	2080	50.80	15.88	15.75	7.92	32.7	36.5	24.0	3.25	56.7/12886	65.7	1.70
216AH	2080H	50.80	15.88	15.75	7.92	36.2	39.4	24.0	4.00	56.7/12886	70.0	2.17
216B		50.80	15.88	17.02	8.28	36.1	39.1	21.0	4.15/3.1	60.0/13636	72.8	1.75
220A	2100	63.50	19.05	18.90	9.53	40.4	44.7	30.0	4.00	88.5/20114	102.6	2.55
220B		63.50	19.05	19.56	10.19	41.3	45.0	26.4	4.5/3.5	95.0/14773	106.7	2.62
224A	2120	76.20	22.23	25.22	11.10	50.3	54.3	35.7	4.80	127.0/28864	147.3	4.06
224B		76.20	25.40	25.40	14.63	53.4	57.8	33.2	6.0/4.8	160.0/36364	178.0	4.70
228B		88.90	27.94	30.99	15.90	65.1	69.5	36.7	7.5/6.0	200.0/45455	222.0	6.23
232B		101.60	29.21	30.99	17.81	66.0	71.0	42.0	7.0/6.0	250.0/56818	277.5	6.72

**ELITE** Anbauteile für Langglieder-Rollenketten


*Double pitch Transmission chain attachments*




Flexon ISO Ref.	Flexon ANSI Chain No.	P	G	F <sub>1</sub>	W	h <sub>4</sub>	d <sub>4</sub>	C	F <sub>2</sub>	d <sub>5</sub>
		mm	mm	mm	mm	mm	mm	mm	mm	mm
208A	2040	25.40	19.1	25.4	39.6	9.1	3.4	11.1	20.5	5.5
210A	2050	31.75	23.8	31.8	49.0	11.1	5.5	14.3	25.0	6.6
212A	2060	38.10	28.6	42.9	67.8	14.7	5.5	17.5	32.9	9.2
216A	2080	50.80	38.1	55.6	87.8	19.1	6.8	22.2	43.5	11.0
220A	2100	63.50	47.6	66.6	107.5	23.4	9.2	28.6	50.4	13.0
224A	2120	76.20	57.2	79.3	121.4	27.8	10.5	33.3	55.5	15.0
208B		25.40	23.2	25.4	39.6	9.1	4.5	11.1	20.5	5.5
210B		31.75	23.8	31.8	49.0	11.1	5.5			
212B		38.10	35.0	38.1	57.0	14.7	6.6			
216B		50.80	44.0	50.8	84.0	19.1	6.6			
220B		63.50	52.0	63.5	104.0	23.4	8.4			
224B		76.20	60.0	76.2	120.0	27.8	10.5			

**FLEXON**

High Quality Chains



**FLEXON**  
High Quality Chains

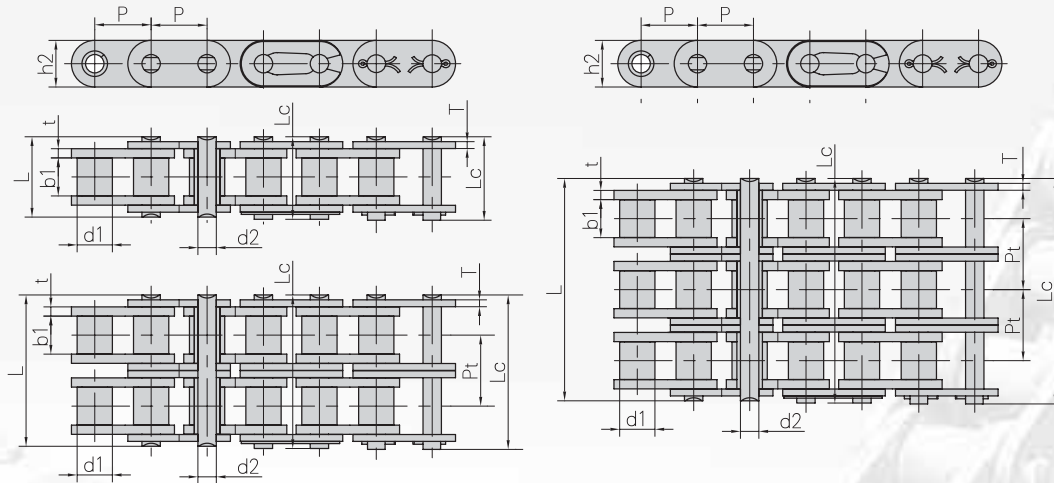


**Rollenketten für Förderaufgaben**

Roller chains for conveying purposes

**ELITE** Rollenketten mit geraden Laschen, europäische Bauart

*Roller chains with straight side plates acc. to DIN standard*

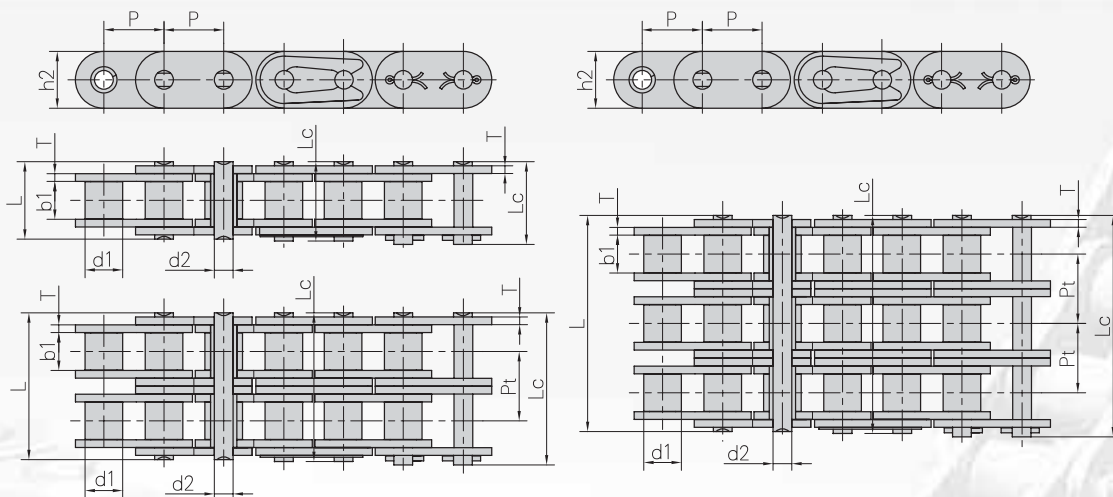


Flexon	Teilung	Rollen ø	Lichte Weite	Bolzen ø	Bolzen- länge		Höhe Innen- lasche Inner plate depth	Laschen- dicke	Mitten- maß	min. Bruchkraft	Durchschn. Bruchlast	Gewicht per meter
DIN/ISO Ref.	Pitch	Roller diameter	Width between inner plates	Pin diameter	Pin length		h2 max	Plate thick- ness	Transverse pitch	Ultimate tensile strength	Average tensile strength	Weight per meter
	P	d1 max	b1 min	d2 max	L max	Lc max		t/T max	Pt	Q min		q
	mm	mm	mm	mm	mm	mm	mm	mm	mm	kN/LB	kN	kg/m
GL08B-1	12.700	8.51	7.75	4.45	16.7	18.2	11.8	1.60		18.0/4091	19.5	0.80
GL10B-1	15.875	10.16	9.65	5.08	19.5	20.9	14.7	1.70		22.4/5091	27.9	1.06
GL12B-1	19.050	12.07	11.68	5.72	22.5	25.2	16.0	1.85		29.0/6591	32.2	1.32
GL16B-1	25.400	15.88	17.02	8.28	36.1	39.1	21.0/24.0	4.15/3.1		60.0/13636	72.8	3.08/3.49
GL20B-1	31.750	19.05	19.56	10.19	41.3	45.0	26.4	4.5/3.5		95.0/21591	106.7	4.16
GL24B-1	38.100	25.40	25.40	14.63	53.4	57.8	33.2	6.0/4.8		160.0/36364	178.0	7.47
GL28B-1	44.450	27.94	30.99	15.90	65.1	69.5	36.7	7.5/6.0		200.0/45455	222.0	9.90
GL32B-1	50.800	29.21	30.99	17.81	66.0	71.0	42.0	7.0/6.0		250.0/56818	277.5	10.45
GL08B-2	12.700	8.51	7.75	4.45	31.2	32.2	11.8	1.60	13.92	32.0/7273	38.7	1.45
GL10B-2	15.875	10.16	9.65	5.08	36.1	37.5	14.7	1.70	16.59	44.5/10114	57.8	2.00
GL12B-2	19.050	12.07	11.68	5.72	42.0	44.7	16.0	1.85	19.46	57.8/13136	66.1	2.62
GL16B-2	25.400	15.88	17.02	8.28	68.0	71.0	21.0/24.0	4.15/3.1	31.88	106.0/24091	133.0	6.10/6.92
GL20B-2	31.750	19.05	19.56	10.19	77.8	81.5	26.4	4.5/3.5	36.45	170.0/38636	211.2	8.23
GL24B-2	38.100	25.40	25.40	14.63	101.7	106.2	33.2	6.0/4.8	48.36	280.0/63636	319.2	14.77
GL28B-2	44.450	27.94	30.99	15.90	124.6	129.1	36.7	7.5/6.0	59.56	360.0/81818	406.8	19.82
GL32B-2	50.800	29.21	30.99	17.81	124.6	129.6	42.0	7.0/6.0	58.55	450.0/102273	508.5	20.94
GL08B-3	12.700	8.51	7.75	4.45	45.1	46.1	11.8	1.60	13.92	47.5/10795	57.8	2.10
GL10B-3	15.875	10.16	9.65	5.08	52.7	54.1	14.7	1.70	16.59	66.7/15159	84.5	2.87
GL12B-3	19.050	12.07	11.68	5.72	61.5	64.2	16.0	1.85	19.46	86.7/19705	101.8	3.89
GL16B-3	25.400	15.88	17.02	8.28	99.8	102.9	21.0/24.0	4.15/3.1	31.88	160.0/36364	203.7	9.12/10.34
GL20B-3	31.750	19.05	19.56	10.19	114.2	117.9	26.4	4.5/3.5	36.45	250.0/56818	290.0	11.34
GL24B-3	38.100	25.40	25.40	14.63	150.1	154.6	33.2	6.0/4.8	48.36	425.0/96591	493.0	22.10
GL28B-3	44.450	27.94	30.99	15.90	184.2	188.7	36.7	7.5/6.0	59.56	530.0/120454	609.5	29.64
GL32B-3	50.800	29.21	30.99	17.81	183.2	188.2	42.0	7.0/6.0	58.55	670.0/152273	770.5	31.27



## Rollenketten mit geraden Laschen, amerikanische Bauart

Roller chains with straight side plates acc. to ANSI standard



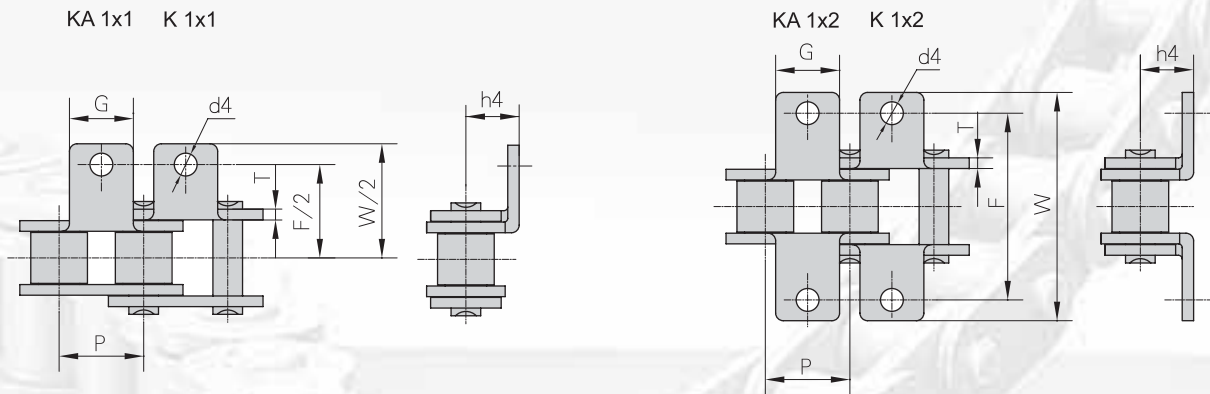
Flexon	Flexon	Teilung	Rollen ø	Lichte Weite	Bolzen ø	Bolzen- länge		Höhe Innen- lasche Inner plate depth	Laschen- dicke	Mitten- maß	min. Bruchkraft	Durchschn. Bruchlast	Gewicht per meter
DIN/ISO Ref.	ANSI Chain No.	Pitch	Roller diameter	Width between inner plates	Pin diameter	Pin length		h2 max	T max	Pt	Ultimate tensile strength	Average tensile strength	Weight per meter
		P	d1 max	b1 min	d2 max	L max	Lc max	mm	mm	mm	Q min	Q0	q
		mm	mm	mm	mm	mm	mm				kN/LB	kN	kg/m
	*C35	9.525	5.08	4.77	3.58	13.3	14.3	9.00	1.30		7.9/1795	10.8	0.41
GL08A-1	C40	12.700	7.95	7.85	3.96	16.6	18.8	12.00	1.50		14.1/3273	17.5	0.73
GL10A-1	C50	15.875	10.16	9.40	5.08	20.7	23.3	15.09	2.03		22.2/5045	29.4	1.23
GL12A-1	C60	19.050	11.91	12.57	5.94	25.9	28.3	18.0/18.2	2.42		31.8/7227	41.5	1.81/1.83
GL16A-1	C80	25.400	15.88	15.75	7.92	32.7	36.5	24.00	3.25		56.7/12886	69.4	3.09
GL20A-1	C100	31.750	19.05	18.90	9.53	40.4	44.7	30.00	4.00		88.5/20114	109.2	4.56
GL24A-1	C120	38.100	22.23	25.22	11.10	50.3	54.3	35.70	4.80		127.0/28864	156.3	6.86
GL28A-1	C140	44.450	25.40	25.22	12.70	54.4	59.0	41.00	5.60		172.4/39182	212.0	8.49
GL32A-1	C160	50.800	28.58	31.55	14.27	64.8	69.6	47.80	6.40		226.8/51545	278.9	11.50
GL08A-2	C40-2	12.700	7.95	7.85	3.96	31.0	33.2	12.00	1.50	14.38	28.2/6409	35.9	1.43
GL10A-2	C50-2	15.875	10.16	9.40	5.08	38.9	41.4	15.09	2.03	18.11	44.4/10091	58.1	2.42
GL12A-2	C60-2	19.050	11.91	12.57	5.94	48.8	51.1	18.0/18.2	2.42	22.78	63.6/14455	82.1	3.58/3.62
GL16A-2	C80-2	25.400	15.88	15.75	7.92	62.7	65.8	24.00	3.25	29.29	113.4/25773	141.8	6.12
GL20A-2	C100-2	31.750	19.05	18.90	9.53	76.4	80.5	30.00	4.00	35.76	177.0/40227	219.4	9.08
GL24A-2	C120-2	38.100	22.23	25.22	11.10	95.8	99.7	35.70	4.80	45.44	254.0/57727	314.9	13.60
GL28A-2	C140-2	44.450	25.40	25.22	12.70	103.3	107.9	41.00	5.60	48.87	344.8/78364	427.5	16.86
GL32A-2	C160-2	50.800	28.58	31.55	14.27	123.3	128.1	47.80	6.40	58.55	453.6/103091	562.4	22.90
GL08A-3	C40-3	12.700	7.95	7.85	3.96	45.4	47.6	12.00	1.50	14.38	42.3/9614	50.0	2.14
GL10A-3	C50-3	15.875	10.16	9.40	5.08	57.0	59.5	15.09	2.03	18.11	66.6/15136	77.8	3.62
GL12A-3	C60-3	19.050	11.91	12.57	5.94	71.5	73.9	18.0/18.2	2.42	22.78	95.4/21682	111.1	5.36/5.41
GL16A-3	C80-3	25.400	15.88	15.75	7.92	91.7	95.1	24.00	3.25	29.29	170.1/38659	198.4	9.10
GL20A-3	C100-3	31.750	19.05	18.90	9.53	112.2	116.3	30.00	4.00	35.76	265.5/60341	309.6	13.60
GL24A-3	C120-3	38.100	22.23	25.22	11.10	141.4	145.2	35.70	4.80	45.44	381.0/86591	437.2	20.43
GL28A-3	C140-3	44.450	25.40	25.22	12.70	152.2	156.8	41.00	5.60	48.87	517.2/117545	593.3	25.23
GL32A-3	C160-3	50.800	28.58	31.55	14.27	181.8	186.6	47.80	6.40	58.55	680.4/154636	780.6	34.19

\* Buchsenketten: In der Tabelle zeigt d1 den Außendø der Buchse

\* Bushing chain: d1 in the table indicate the external diameter of the bushing

## ELITE Winkellaschen-Anbauteile für Rollenketten

### Bend attachments for roller chains

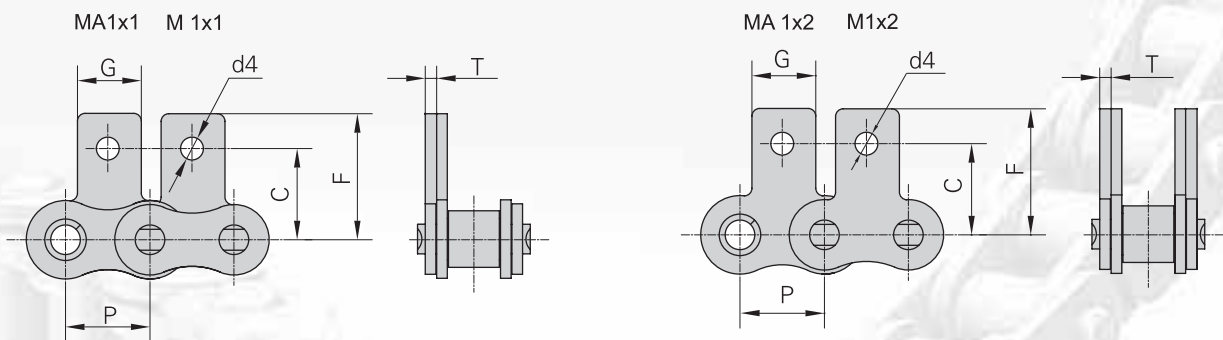


Flexon DIN/ISO Ref.	Flexon ANSI Chain No.	P	G	F	W	T	h4	d4
		mm	mm	mm	mm	mm	mm	mm
*06C	35	9.525	7.9	19.00	28.60	1.30	6.35	3.4
08A	40	12.700	9.5	25.40	35.20	1.50	7.90	3.4
085	41	12.700	9.5	24.00	33.4	1.30	6.90	3.6
10A	50	15.875	12.7	31.75	46.2	2.03	10.30	5.5
12A	60	19.050	15.9	38.10	55.6	2.42	11.90	5.5
16A	80	25.400	19.1	50.80	64.8	3.25	15.90	6.8
20A	100	31.750	25.4	63.50	87.3	4.00	19.80	9.2
24A	120	38.100	28.6	76.20	108.5	4.80	23.00	9.8
28A	140	44.450	34.9	88.90	123.0	5.60	28.60	11.4
32A	160	50.800	38.1	101.60	142.8	6.40	31.75	13.1
40A	200	63.500	50.8	127.00	179.0	8.00	42.88	16.3
*06B		9.525	8.0	19.04	27.0	1.30	6.50	3.5
08B		12.700	9.5	25.40	36.4	1.60	8.90	4.5
10B		15.875	14.3	31.75	44.6	1.70	10.31	5.3
12B		19.050	16.0	38.10	52.4	1.85	13.46	6.4
16B		25.400	19.1	50.80	72.6	3.10	15.88	6.4
20B		31.750	35.0	63.50	100.5	3.50	19.80	9.0
24B		38.100	30.0	76.20	108.4	4.80	26.67	10.5
28B		44.450	35.0	88.90	123.0	6.00	28.58	13.1
32B		50.800	38.1	101.60	142.8	6.00	31.75	13.1

\* gerade Laschen  
\* Straight side plates

## ELITE Planlaschen-Anbauteile für Rollenketten

*Straight attachments for roller chains*

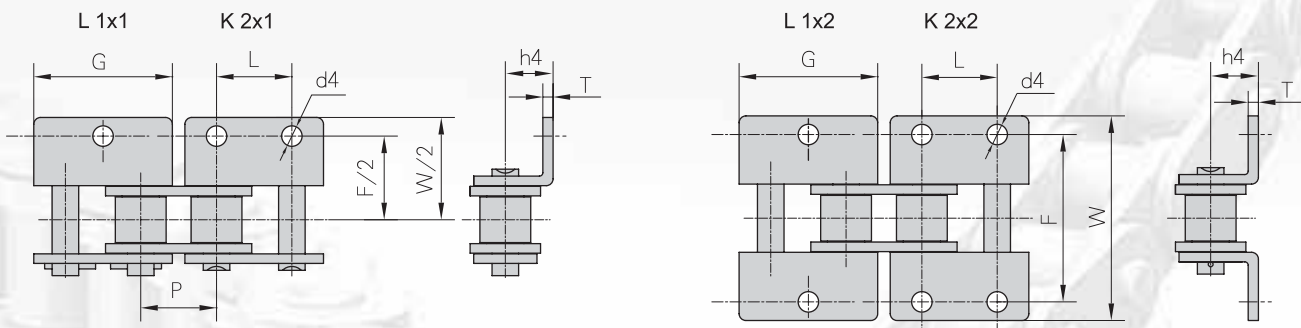


Flexon DIN/ISO Ref.	Flexon ANSI Chain No.	P	G	C	F	T	d4
		mm	mm	mm	mm	mm	mm
06C	35	9.525	7.9	9.50	14.55	1.30	3.4
08A	40	12.700	9.5	12.70	19.05	1.50	3.4
085	41	12.700	9.5	11.85	16.55	1.30	3.6
10A	50	15.875	12.7	15.90	25.25	2.03	5.5
12A	60	19.050	15.9	18.30	29.33	2.42	5.5
16A	80	25.400	19.1	24.60	34.70	3.25	6.8
20A	100	31.750	25.4	31.80	43.30	4.00	9.2
24A	120	38.100	28.6	36.50	51.60	4.80	9.8
28A	140	44.450	34.9	44.50	62.00	5.60	11.4
32A	160	50.800	38.1	50.80	69.85	6.40	13.1
40A	200	63.500	50.8	63.50	88.9	8.00	16.3
*06B		9.525	8.0	9.52	13.50	1.30	3.5
08B		12.700	9.5	13.35	18.90	1.60	4.3
10B		15.875	14.3	16.50	22.95	1.70	5.3
12B		19.050	16.0	21.45	28.60	1.85	6.4
16B		25.400	19.1	23.15	34.00	3.10	6.4
20B		31.750	35.0	30.50	45.70	3.50	9.0

\* gerade Laschen  
\* Straight side plates

## Winkeltaschen-Anbauteile für Rollenketten

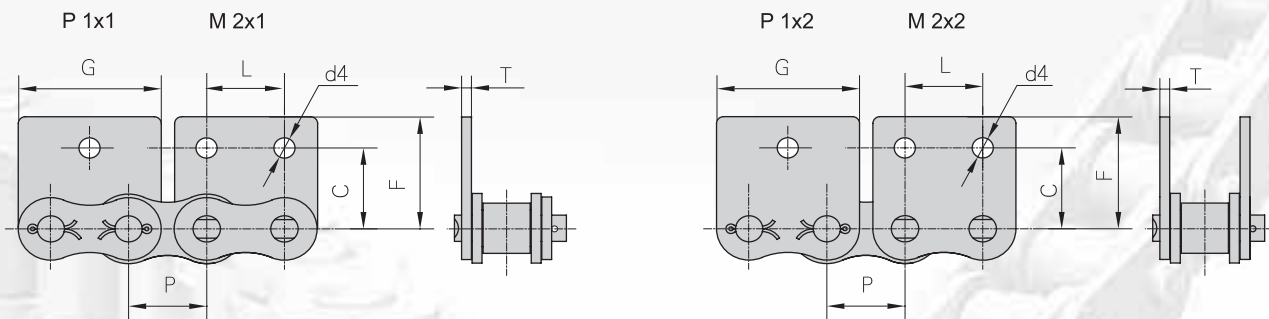
*Bent attachments for roller chains*



Flexon DIN/ISO Ref.	Flexon ANSI Chain No.	P	G	L	F	W	T	h4	d4
		mm	mm	mm	mm	mm	mm	mm	mm
06C	35	9.525	17.32	9.525	19.00	28.6	1.30	6.35	2.8
08A	40	12.700	23.00	12.700	25.40	35.6	1.50	7.90	3.4
085	41	12.700	22.30	12.700	24.00	35.0	1.30	7.20	4.85
10A	50	15.875	28.80	15.875	31.75	46.8	2.03	10.30	5.5
12A	60	19.050	34.65	19.050	38.10	56.4	2.42	11.90	5.5
16A	80	25.400	45.90	25.400	50.80	73.2	3.25	15.90	6.8
20A	100	31.750	57.65	31.750	63.50	89.8	4.00	19.80	9.2
24A	120	38.100	69.30	38.100	76.20	108.8	4.80	23.00	9.8
28A	140	44.450	80.45	44.450	88.90	123.0	5.60	28.60	11.4
32A	160	50.800	92.00	50.800	101.60	142.8	6.40	31.75	13.1
40A	200	63.500	115.5	63.500	127.00	179.0	8.00	42.88	16.3
08B		12.700	24.00	12.700	25.40	36.4	1.60	8.90	4.3
10B		15.875	29.58	15.875	31.80	44.6	1.70	10.31	5.3
12B		19.050	34.05	19.050	38.10	52.4	1.85	13.46	6.4
16B		25.400	46.40	25.400	50.80	72.6	3.10	15.88	6.4
20B		31.750	58.10	31.750	63.00	100.5	3.50	19.80	9.0
24B		38.100	71.30	38.100	76.20	108.4	4.80	26.67	10.5
28B		44.450	81.1	44.450	88.90	123.0	6.00	28.58	13.1
32B		50.800	92.8	50.800	101.60	142.8	6.00	31.75	13.1

**ELITE** Planlaschen-Anbauteile für Rollenketten

*Straight attachments for roller chains*



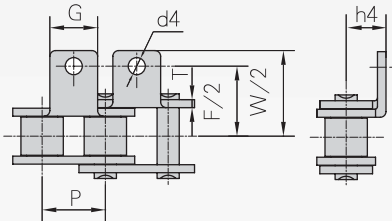
Flexon DIN/ISO Ref.	Flexon ANSI Chain No.	P	G	L	C	F	T	d <sub>4</sub>
		mm	mm	mm	mm	mm	mm	mm
06C	35	9.525	17.32	9.525	9.50	14.55	1.30	2.8
08A	40	12.700	23.00	12.700	12.70	17.40	1.50	3.4
085	41	12.700	21.20	12.700	11.85	16.55	1.30	3.6
10A	50	15.875	28.80	15.875	15.90	23.05	2.03	5.5
12A	60	19.050	34.65	19.050	18.30	26.86	2.42	5.5
16A	80	25.400	45.90	25.400	24.60	35.45	3.25	6.8
20A	100	31.750	57.65	31.750	31.80	44.00	4.00	9.2
24A	120	38.100	69.30	38.100	36.50	51.60	4.80	9.8
28A	140	44.450	80.45	44.450	44.50	62.00	5.60	11.4
32A	160	50.800	92.00	50.800	50.80	69.85	6.40	13.1
40A	200	63.500	115.5	63.500	63.50	88.90	8.00	16.3
08B		12.700	23.30	12.700	13.35	18.90	1.60	4.3
10B		15.875	29.58	15.875	16.50	22.95	1.70	5.3
12B		19.050	34.05	19.050	21.45	28.60	1.85	6.4
16B		25.400	46.40	25.400	23.15	34.00	3.10	6.4
20B		31.750	58.10	31.750	30.50	45.70	3.50	9.0



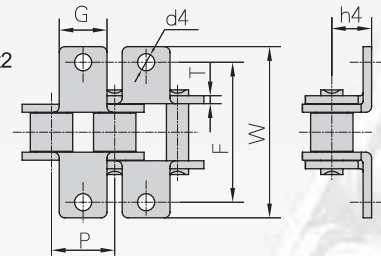
## Winkelaschen und Planlaschen-Anbauteile für Rollenketten

*Bent attachments and straight attachments for roller chains*

KA 1x1 K 1x1

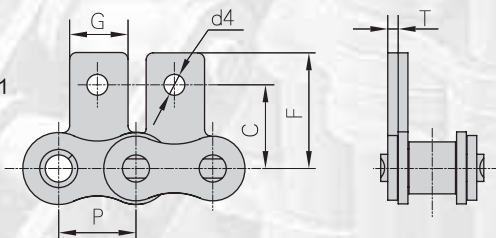


KA 1x2 K 1x2

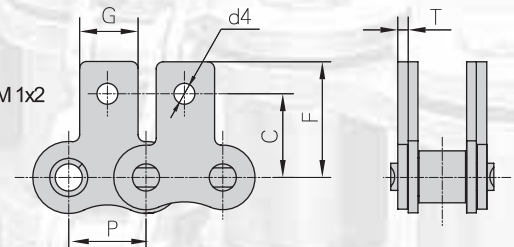


Flexon Chain No.	P	G	F	W	T	h4	d4
	mm	mm	mm	mm	mm	mm	mm
08AA1F1	12.700	9.50	38.50	44.5	1.50	8.20	3.6
*C08AA1F1	12.700	10.00	25.40	33.4	1.50	9.10	3.4
08AA1F2	12.700	9.50	25.40	35.2	1.50	7.90	4.85
10AK1F3	15.875	14.29	31.75	46.2	2.03	10.30	5.5
10AK1F5	15.875	20.00	39.00	50.1	2.03	12.50	M5
10AHK1F1	15.875	12.70	34.00	48.4	2.42	10.30	M5
12AK1F1	19.050	15.90	40.00	55.6	2.42	11.9	6.2
12AK1F4	19.050	15.90	38.10	55.5	2.42	11.9	M5
28AA1F1	44.450	34.90	88.90	123.0	5.60	28.60	12.0
28AA1F2	44.450	44.45	88.90	124.0	5.60	28.60	12.0
08BA1F2	12.700	11.40	38.60	49.6	1.60	8.90	3.5
08BK1F5	12.700	9.50	29.00	38.7	1.60	7.10	4.5
08BA1F6	12.700	18.00	25.80	37.8	1.60	8.00	4.2
08BK1F7	12.700	9.50	29.00	39.0	1.60	7.00	4.5
08BF30	12.700	18.00	27.20	40.0	1.60	8.00	4.3
08BF33	12.700	9.50	27.74	38.8	1.60	8.50	3.1
12BA1F1	19.05	16.00	38.10	52.4	1.85	13.46	8.2
16BK1F3	25.400	19.10	50.80	72.6	3.10	15.88	8.2
16BK1F4	25.400	36.00	54.00	78.6	3.10	16.00	8.2
16BK1F5	25.400	25.00	57.80	83.6	3.10	19.00	9.0
16BF14	25.400	36.20	53.90	77.8	3.10	18.00	M6

MA 1x1 M 1x1



MA 1x2 M 1x2



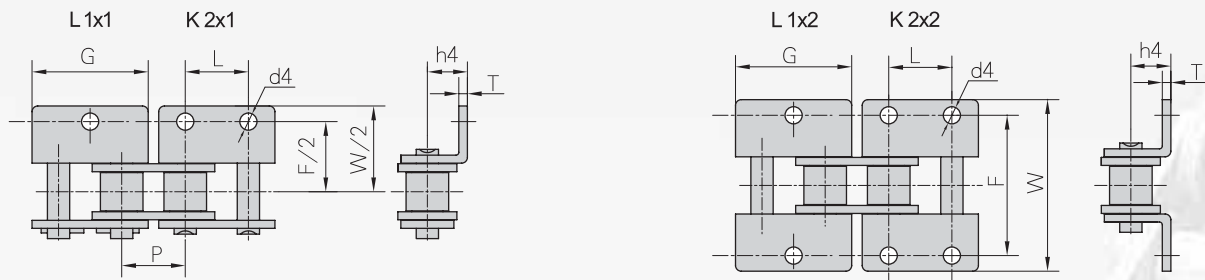
Flexon Chain No.	P	G	C	F	T	d4
	mm	mm	mm	mm	mm	mm
16AWSK1F3	25.400	45.9	16.0	34.40	3.25	14.52
08BSA1F1	12.700	18.0	15.0	21.50	1.60	6.3
24BSK1F1	38.100	30.0	42.65	61.70	4.80	10.5

\* gerade Laschen  
\* Straight side plates

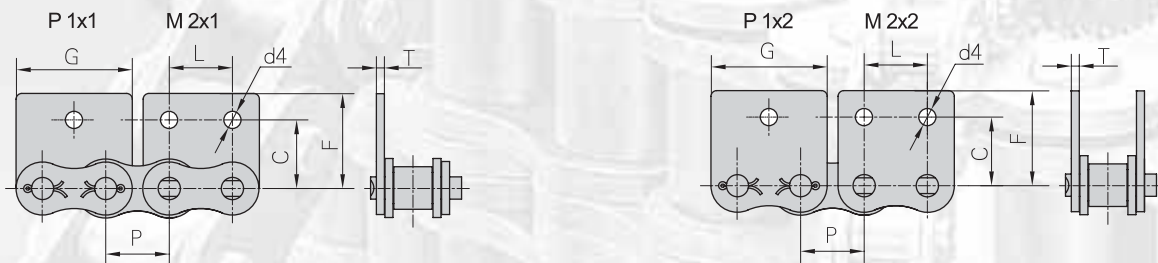


## Winkelaschen und Planlaschen-Anbauteile für Rollenketten

*Bent attachments and straight attachments for roller chains*



Flexon Chain No.	P	G	L	F	W	T	h4	d4
	mm	mm	mm	mm	mm	mm	mm	mm
428HWK1	12.700	23.30		38.00	56.4	2.42	11.0	5.5
10AWK1F1	15.875	28.80		31.75	46.0	2.03	10.3	8.2
10AWK1F2	15.875	30.00		31.75	46.0	2.03	10.3	5.2
12AWA2F1	19.050	34.65	19.050	38.10	56.4	2.42	11.91	6.35
16AWK1F1	25.400	45.90		50.80	73.2	3.25	15.90	8.0
*06BWK2F1	9.525	17.70	9.525	19.05	28.5	1.30	6.70	4.1
08BWK2F2	12.700	23.20	12.700	28.40	42.6	3.0	8.5	5.4
08BWK2F3	12.700	23.20	12.700	32.00	43.6	1.6	10.0	4.5
12BWK1F1	19.050	34.05		38.10	52.4	1.85	13.46	8.5
16BWK1F	25.400	46.00		57.2	78.5	3.10	15.90	8.1
16BWK1F3	25.400	46.40		50.80	72.6	3.10	15.88	M6
16BWK2F1	25.400	48.00	25.400	58.00	75.9	3.10	18.00	9.0
16BWK2F3	25.400	46.40	25.400	50.80	72.6	3.10	15.88	8.2

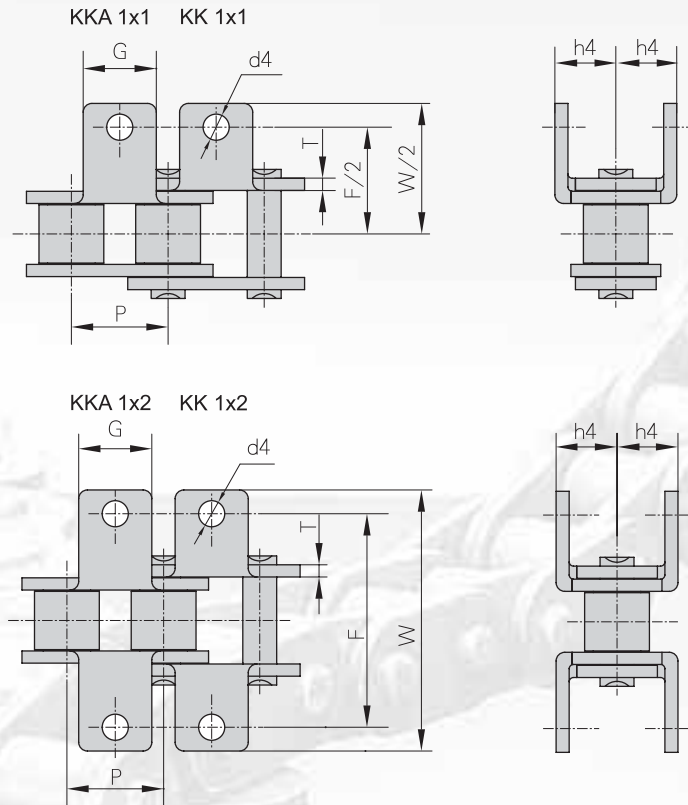


Flexon Chain No.	P	G	L	C	F	T	d4
	mm	mm	mm	mm	mm	mm	mm
*06BWSA2F1	9.525	17.60	9.50	10.1	14.50	1.30	3.3
08BWSK2F1	12.700	23.30	12.70	13.35	18.90	1.60	6.1
32AF5	50.800	93.00	50.80	38.10	56.65	6.40	13.5

\* gerade Laschen  
\* Straight side plates

## Winkellaschen-Anbauteile für Rollenketten

*Bent attachments for roller chains*

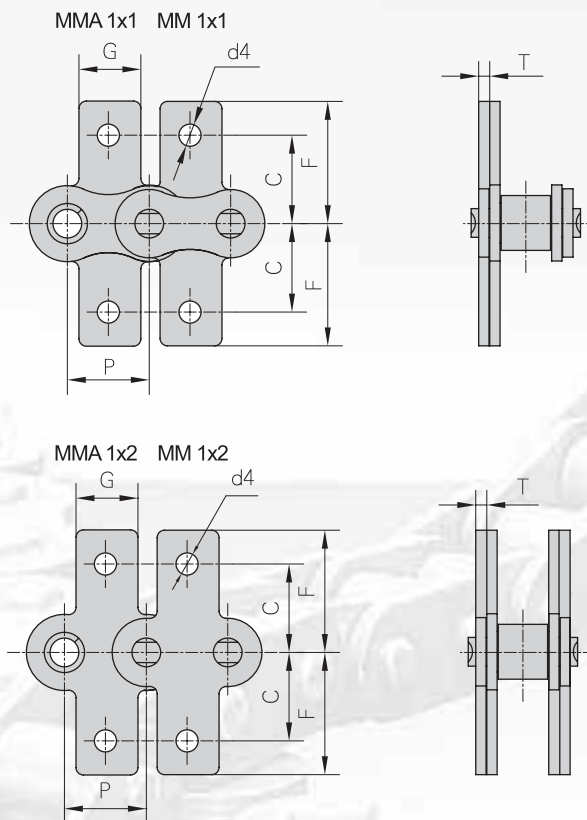


Flexon DIN/ISO Ref.	Flexon ANSI Chain No.	P	G	F	W	T	h <sub>4</sub>	d <sub>4</sub>
		mm	mm	mm	mm	mm	mm	mm
08A	40	12.700	9.5	25.40	35.2	1.50	7.90	3.4
10A	50	15.875	12.7	31.75	46.2	2.03	10.30	5.5
12A	60	19.050	15.9	38.10	55.6	2.42	11.90	5.5
16A	80	25.400	19.1	50.80	64.8	3.25	15.90	6.8
20A	100	31.750	25.4	63.50	87.3	4.00	19.80	9.2
*06B		9.525	8.0	19.04	27.0	1.30	6.50	3.5
08B		12.700	9.5	25.40	36.4	1.60	8.90	4.5
10B		15.875	14.3	31.75	44.6	1.70	10.31	5.3
12B		19.050	16.0	38.10	52.4	1.85	13.46	6.4
16B		25.400	19.1	50.80	72.6	3.10	15.88	6.4
20B		31.750	35.0	63.50	100.5	3.50	19.80	9.0

\* gerade Laschen  
\* Straight side plates

**ELITE** Sonder-Anbauteile für Rollenketten

*Special attachments for roller chains*



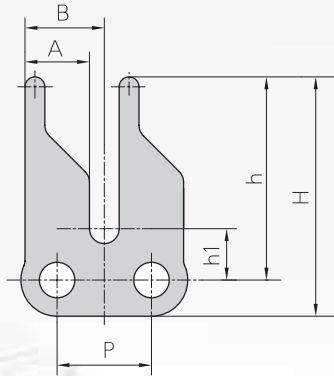
Flexon DIN/ISO Ref.	Flexon ANSI Chain No.	P	G	C	F	T	d4
		mm	mm	mm	mm	mm	mm
08A	40	12.700	9.5	12.70	19.05	1.50	3.4
10A	50	15.875	12.7	15.90	25.25	2.03	5.5
12A	60	19.050	15.9	18.30	29.33	2.42	5.5
16A	80	25.400	19.1	24.60	34.70	3.25	6.8
20A	100	31.750	25.4	31.80	43.30	4.00	9.2
*06B		9.525	8.0	9.52	13.50	1.30	3.5
08B		12.700	9.5	13.35	18.90	1.60	4.3
10B		15.875	14.3	16.50	22.95	1.70	5.3
12B		19.050	16.0	21.45	28.60	1.85	6.4
16B		25.400	19.1	23.15	34.00	3.10	6.4
20B		31.750	35.0	30.50	45.70	3.50	9.0

\* gerade Laschen  
\* Straight side plates



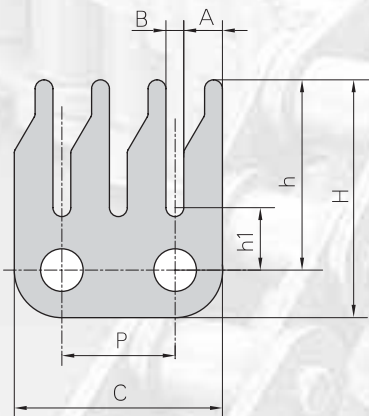
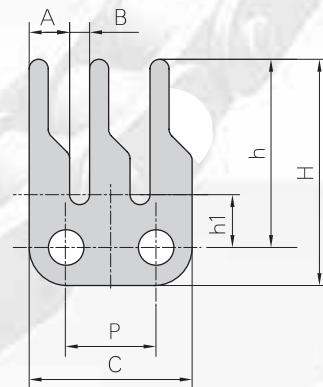
## Sonder-Anbauteile für Rollenketten amerikanische Bauart

Special attachments for roller chains acc. to ANSI standard



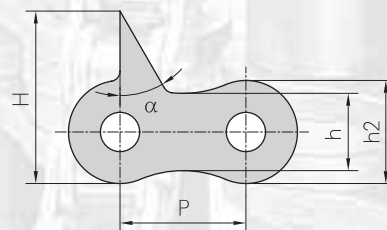
Flexon Chain No.	P	A	B	h <sub>1</sub>	h	H
	mm	mm	mm	mm	mm	mm
06CF2	9.525	6.5	8.0	5.2	20.5	24.15
06CF7	9.525	6.5	8.0	4.1	20.0	24.45

Flexon Chain No.	P	A	B	C	h <sub>1</sub>	h	H
	mm	mm	mm	mm	mm	mm	mm
06CF5	9.525	4.3	2.0	16.9	5.3	16.0	20.0
06CF8	9.525	4.3	2.0	16.9	5.3	20.0	24.00



Flexon Chain No.	P	A	B	C	h <sub>1</sub>	h	H
	mm	mm	mm	mm	mm	mm	mm
06CF6	9.525	3.25	1.5	17.5	5.25	16.0	20.0

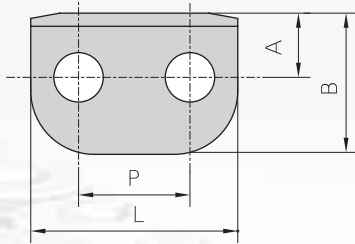
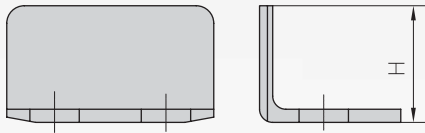
Flexon Chain No.	P	h	h <sub>2</sub>	H	α
	mm	mm	mm	mm	°
08A-D2-F1	12.7	7.8	10.4	17.4	30°



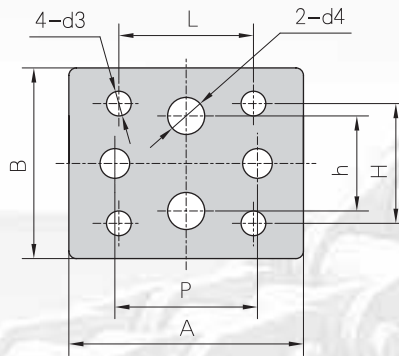


## Sonder-Anbauteile für Rollenketten amerikanische Bauart

Special attachments for roller chains acc. to ANSI standard

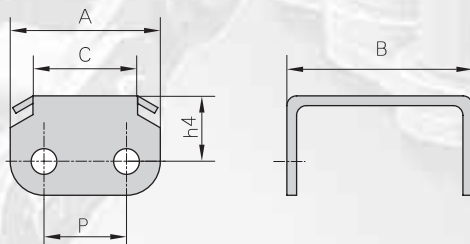
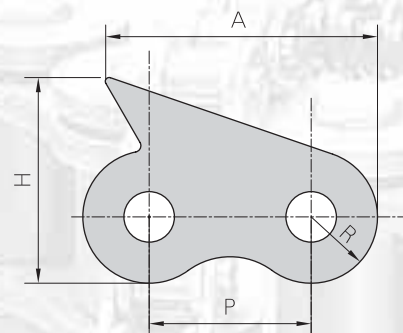


Flexon Chain No.	P	L	A	B	H
	mm	mm	mm	mm	mm
RS40F1	12.7	23.6	7.32	16.1	13.3



Flexon Chain No.	P	A	B	L	h	H	d3	d4
	mm	mm	mm	mm	mm	mm	mm	mm
08AF7	12.7	31.34	25.48	17.45	12.7	15.88	3.3	4.95

Flexon Chain No.	P	R	H	A
	mm	mm	mm	mm
08AF8	12.7	5.2	16.13	21.34

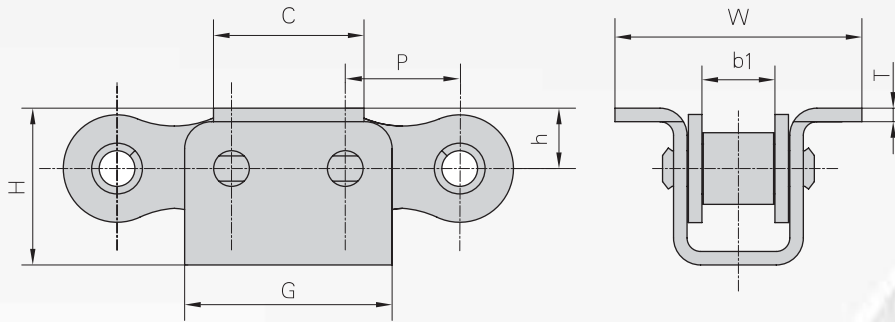


Flexon Chain No.	P	A	B	C	h4
	mm	mm	mm	mm	mm
08AF9-2	12.7	23.0	28.8	16.0	10.0



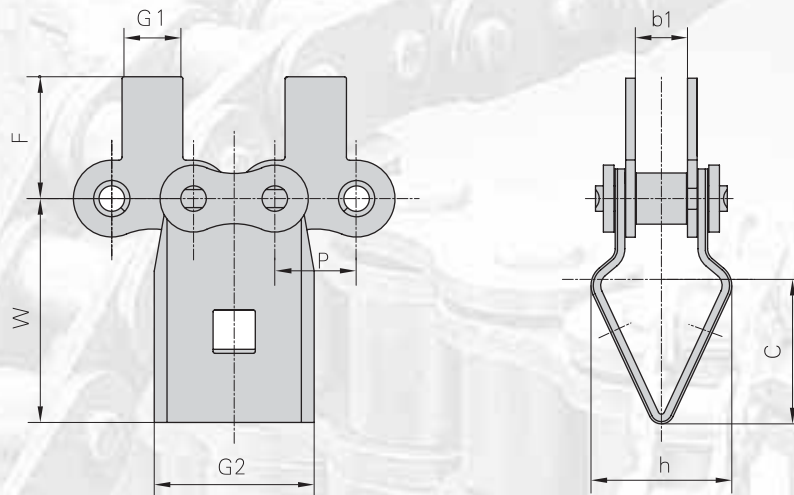
## Sonder-Anbauteile für Rollenketten amerikanische Bauart

*Special attachments for roller chains acc. to ANSI standard*



Flexon Chain No.	P	b <sub>1</sub>	C	G	H	h	W	T
	mm	mm	mm	mm	mm	mm	mm	mm
08A-U1F1	12.7	7.85	16.5	24.5	17.4	7.0	27.4	1.6

### Buchbindekette Bindery chain

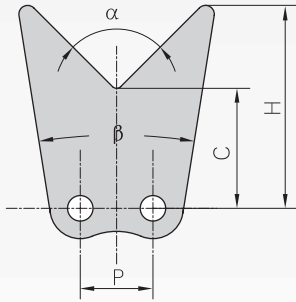


Flexon Chain No.	P	b <sub>1</sub>	G <sub>1</sub>	G <sub>2</sub>	F	W	C	h
	mm	mm	mm	mm	mm	mm	mm	mm
08ASAF1	12.7	7.85	9.5	25.0	19.05	35.0	21.5	22.0



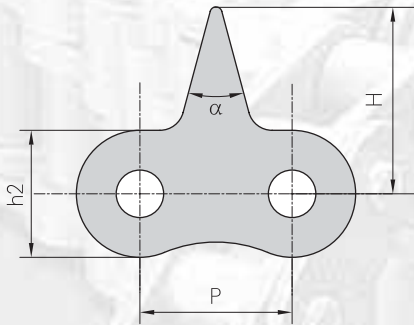
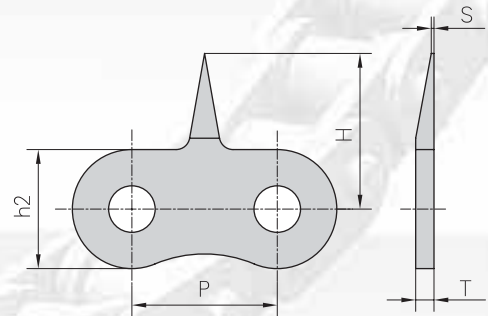
## Sonder-Anbauteile für Rollenketten amerikanische Bauart

*Special attachments for roller chains acc. to ANSI standard*

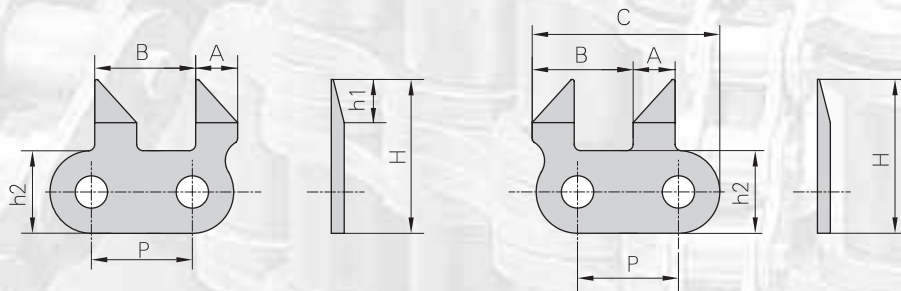


Flexon Chain No.	P	C	H	$\alpha$	$\beta$
	mm	mm	mm		
428HJF1	12.7	21.5	36.15	90°	18°
428HJF2	12.7	14.5	33.6	90°	34°

Flexon Chain No.	P	h <sub>2</sub>	H	S	T
	mm	mm	mm	mm	mm
10AF2	15.875	13.0	17.0	0.3	2.03



Flexon Chain No.	P	h <sub>2</sub>	H	$\alpha$
	mm	mm	mm	
08AF10	12.7	10.6	15.6	30°
10AF7	15.875	13.0	15.88	21°

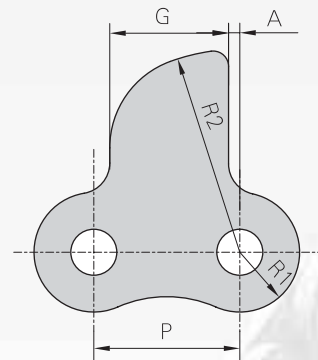
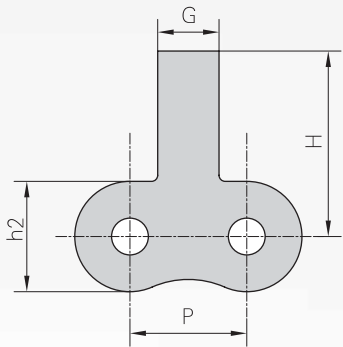


Flexon Chain No.	P	A	B	C	h <sub>2</sub>	H
	mm	mm	mm	mm	mm	mm
10AF8	15.875	6.6	15.875	29.5	13	24.2



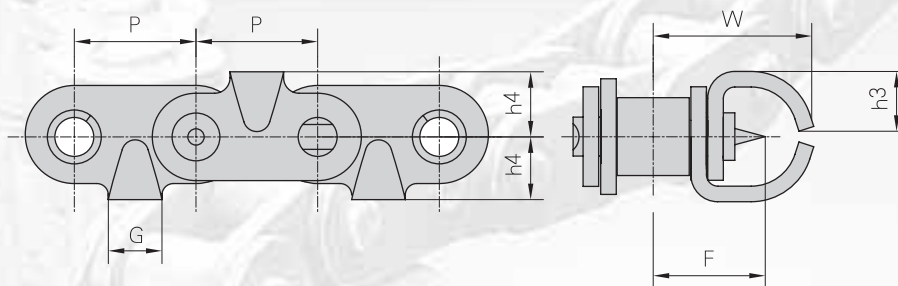
## Sonder-Anbauteile für Rollenketten amerikanische Bauart

*Special attachments for roller chains acc. to ANSI standard*

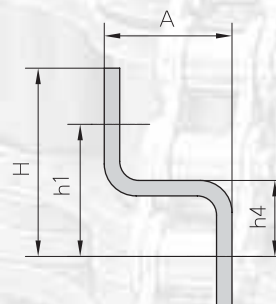
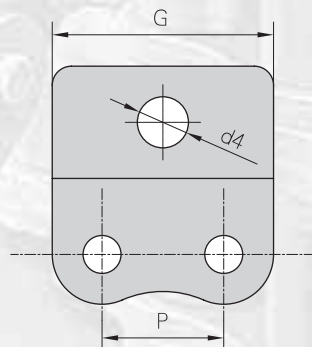


Flexon Chain No.	P	G	H	h <sub>2</sub>
	mm	mm	mm	mm
12ASA	19.05	10.0	204.0	18.0

Flexon Chain No.	P	G	A	R <sub>1</sub>	R <sub>2</sub>
	mm	mm	mm	mm	mm
12AF7	19.05	15.5	1.47	7.8	26.5



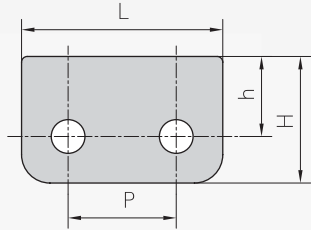
Flexon Chain No.	P	G	F	W	h <sub>3</sub>	h <sub>4</sub>
	mm	mm	mm	mm	mm	mm
10AF12	15.875	7.0	14.55	21.2	7.8	8.5



Flexon Chain No.	P	A	G	h <sub>1</sub>	h <sub>4</sub>	H	d <sub>4</sub>
	mm	mm	mm	mm	mm	mm	mm
12AF8	19.05	12.0	37.05	20.69	12.0	26.5	
12AF17	19.05	20.0	34.65	20.69	11.9	29.48	8

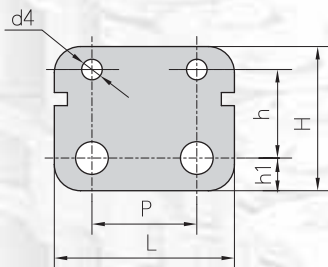
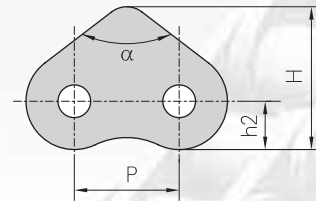
**ELITE** Sonder-Anbauteile für Rollenketten amerikanische Bauart

Special attachments for roller chains acc. to ANSI standard

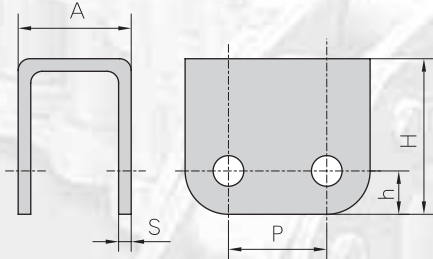


Flexon Chain No.	P	h	H	L
	mm	mm	mm	mm
C60TS	19.05	14.1	22.3	35.45

Flexon Chain No.	P	h <sub>2</sub>	H	α
	mm	mm	mm	
16AF5	25.4	11.7	34.6	105°

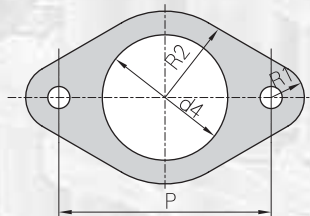


Flexon Chain No.	P	L	h <sub>1</sub>	h	H	d <sub>4</sub>
	mm	mm	mm	mm	mm	mm
16AF6	25.4	47.63	7.92	21.44	34.93	4.98

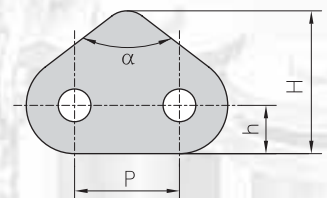


Flexon Chain No.	P	h	H	A	S
	mm	mm	mm	mm	mm
16AF8	25.4	11.2	40.2	29.2	3.1

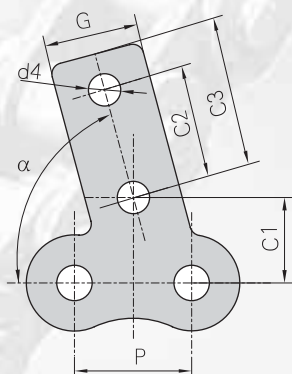
16AF13



20AF2



20ASK1F1



Flexon Chain No.	P	d <sub>4</sub>	R <sub>1</sub>	R <sub>2</sub>
	mm	mm	mm	mm
16AF13	76.2	45.0	11.9	31.0

Flexon Chain No.	P	h	H	α
	mm	mm	mm	
20AF2	31.75	12.5	51.0	74°

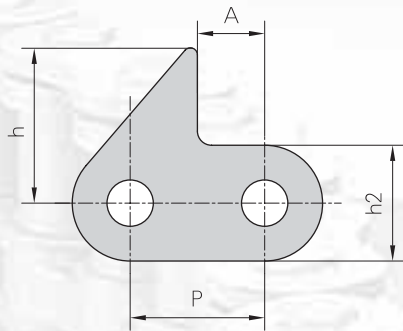
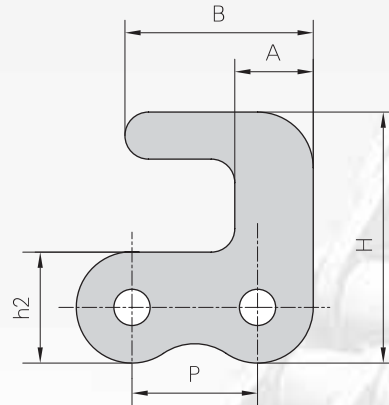
Flexon Chain No.	P	G	C <sub>1</sub>	C <sub>2</sub>	C <sub>3</sub>	d <sub>4</sub>	α
	mm	mm	mm	mm	mm	mm	
20ASK1F1	31.75	25.4	23.0	30.0	40.0	8.7	75°



## Sonder-Anbauteile für Rollenketten europäische Bauart

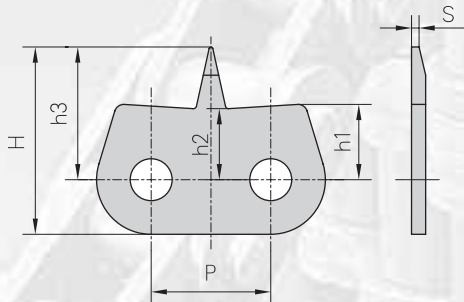
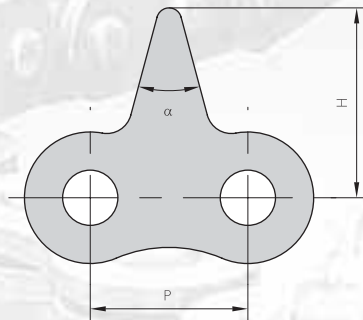
Special attachments for roller chains acc. to DIN standard

Flexon Chain No.	P	h <sub>2</sub>	H	A	B
	mm	mm	mm	mm	mm
05BF1	8.0	7.1	16.0	5.0	12.0



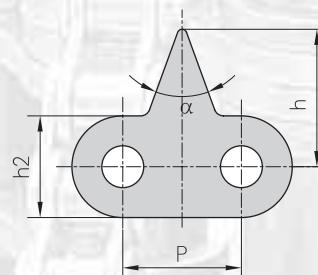
Flexon Chain No.	P	h <sub>2</sub>	h	A
	mm	mm	mm	mm
06BF1	9.525	8.2	11.0	4.76

Flexon Chain No.	P	H	α
	mm	mm	°
08BF5	12.7	15.3	30°



Flexon Chain No.	P	h <sub>1</sub>	h <sub>2</sub>	h <sub>3</sub>	H	s
	mm	mm	mm	mm	mm	mm
08BF11	12.7	8.0	7.8	14.1	19.9	0.8

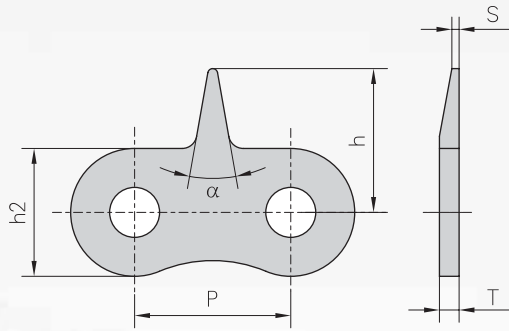
Flexon Chain No.	P	h <sub>2</sub>	h	α
	mm	mm	mm	°
08BSSF11	12.7	10.8	14.6	40°





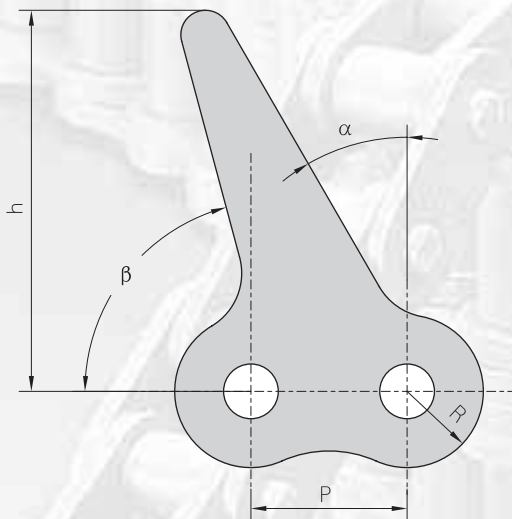
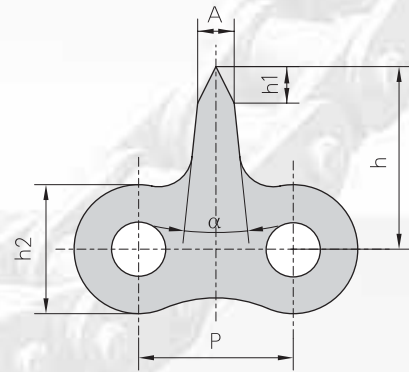
## Sonder-Anbauteile für Rollenketten europäische Bauart

*Special attachments for roller chains acc. to DIN standard*



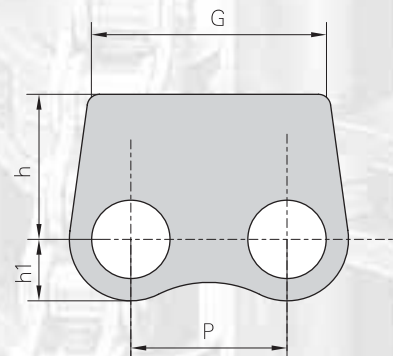
Flexon Chain No.	P	h <sub>2</sub>	h	T	S	α
	mm	mm	mm	mm	mm	
08BF25	12.7	10.6	15.6	1.6		30°
08BF29	12.7	10.6	14.5	1.6	0.8	30°
08BF30	12.7	10.6	14.5	1.6	0.3	30°
08BF35	12.7	10.6	21.5	1.6	0.6	30°

Flexon Chain No.	P	h <sub>1</sub>	h <sub>2</sub>	h	A	α
	mm	mm	mm	mm	mm	
08BF21	12.7	3.0	10.6	15.0	3.0	12°



Flexon Chain No.	P	R	h	α	β
	mm	mm	mm		
08BF24	12.7	6.2	31.0	30°	75°

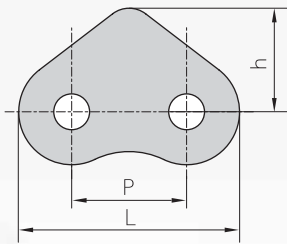
Flexon Chain No.	P	h <sub>1</sub>	h	G
	mm	mm	mm	mm
08BF37	12.7	5.0	11.8	20.0



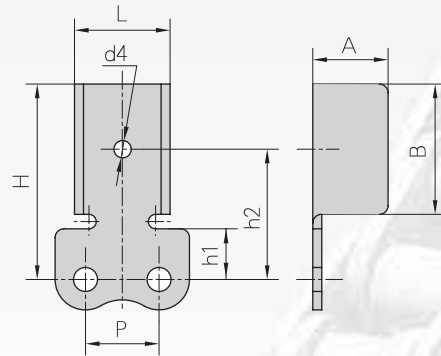


## Sonder-Anbauteile für Rollenketten europäische Bauart

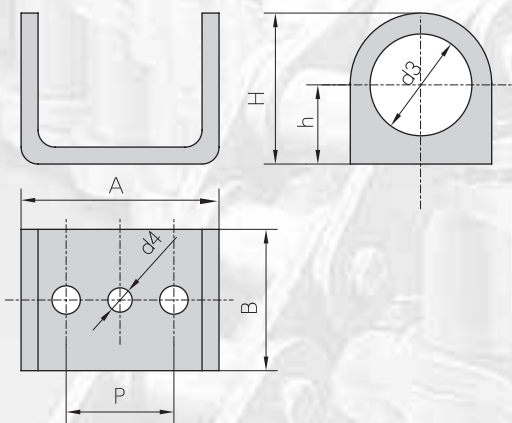
Special attachments for roller chains acc. to DIN standard



Flexon Chain No.	P	L	h
	mm	mm	mm
16BF6	25.4	46.0	30.0

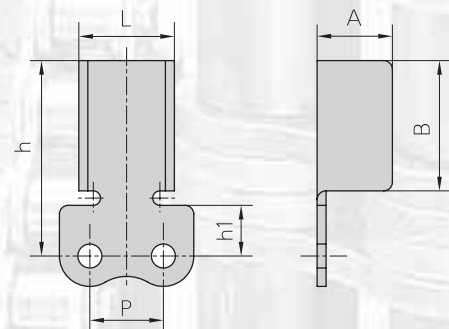


Flexon Chain No.	P	h1	h2	H	A	B	d4	L
	mm	mm	mm	mm	mm	mm	mm	mm
16BF11	25.4	24.5	47.5	64.5	36.0	35.0	6.0	52.7



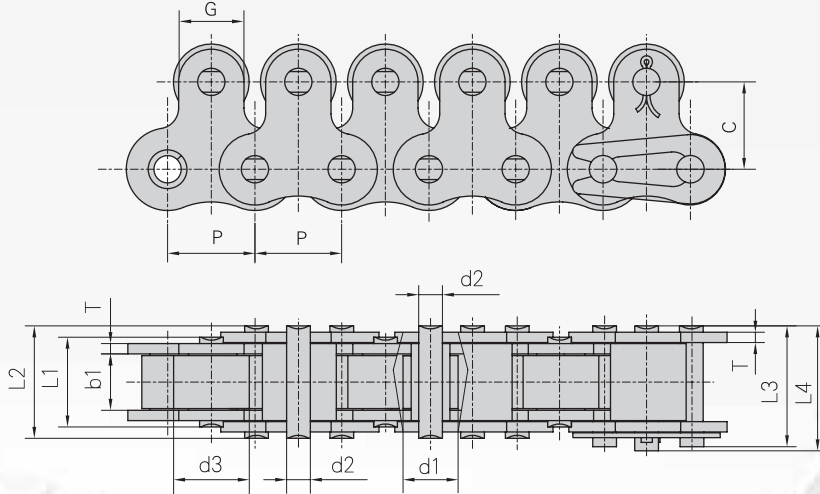
Flexon Chain No.	P	h	H	A	B	d3	d4
	mm	mm	mm	mm	mm	mm	mm
12B-k188	19.05	14.0	26.7	35.0	25.0	18.0	4.3

Flexon Chain No.	P	h1	h	A	B	L
	mm	mm	mm	mm	mm	mm
20BF2	31.75	30.0	70.0	43.0	35.0	65.15

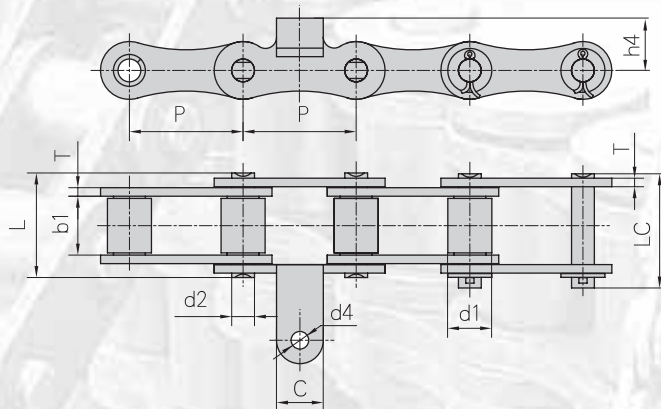


**ELITE** Rollenketten mit Sonder-Anbauteilen

*Roller chains with special attachments*



Flexon Chain No.	Teilung Pitch	Rollen ø Roller diameter		Lichte Weite Width between inner plates	Bolzen ø Pin diameter	Bolzen-länge Pin length				Laschen-abmessungen Plate dimension		min. Bruchkraft Ultimate tensile strength	Gewicht per meter Weight per meter	
		P	d1 max	d3 max	b1 min	d2 max	L1 max	L2 max	L3 max	L4 max	G	C	Q min	q
		mm	mm	mm	mm	mm	mm	mm	mm	mm	mm	mm	kN/LB	kg/m
40-1-1LTR	12.700	7.95	11.0	7.85	3.96	13.5	16.6	17.8	18.8	9.5	12.7	14.1/3250	1.44	
50-1-1LTR	15.875	10.16	15.0	9.40	5.08	16.5	20.7	22.2	23.3	12.7	15.9	22.2/5405	2.30	
60-1-1LTR	19.050	11.91	18.0	12.57	5.94	21.0	25.9	27.7	28.3	15.9	18.3	31.8/7227	3.40	
80-1-1LTR	25.400	15.88	24.0	15.75	7.92	26.2	32.7	35.0	36.5	19.1	24.6	56.7/12886	5.90	
100-1-1LTR	31.750	19.05	30.0	18.90	9.53	32.3	40.4	44.7	44.7	25.4	31.8	88.5/20114	8.90	

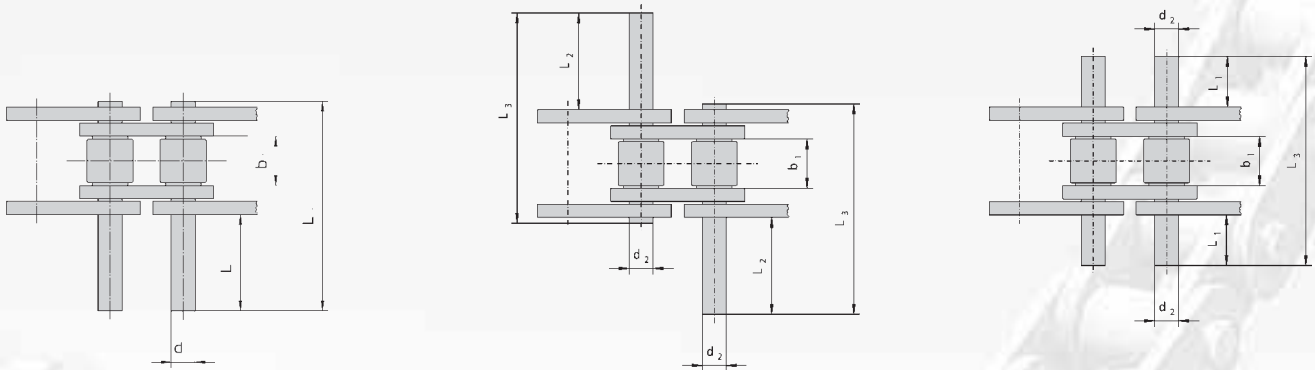


Flexon Chain No.	Teilung Pitch	Rollen ø Roller diameter	Lichte Weite Width between inner plates	Bolzen ø Pin diameter	Bolzen-länge Pin length		Laschen-abmessungen Plate dimension			min. Bruchkraft Ultimate tensile strength	Durchschn. Bruchlast Average tensile strength	Gewicht per meter Weight per meter
			b1 min	d2 max	L max	Lc max	C	h4	d4	Q min	Q0 min	q
			mm	mm	mm	mm	mm	mm	mm	mm	kN/LB	kN
41PF	41.3	16.0	21.1	8.28	38.5	42.2	17.0	19.0	6.4	48.0/10906	52.8	2.57



## Rollenketten mit verlängerten Bolzen, Standardausführung DIN 8187 / 8988

Roller chains with extended pins, Standard, acc. DIN 8187 / 8988



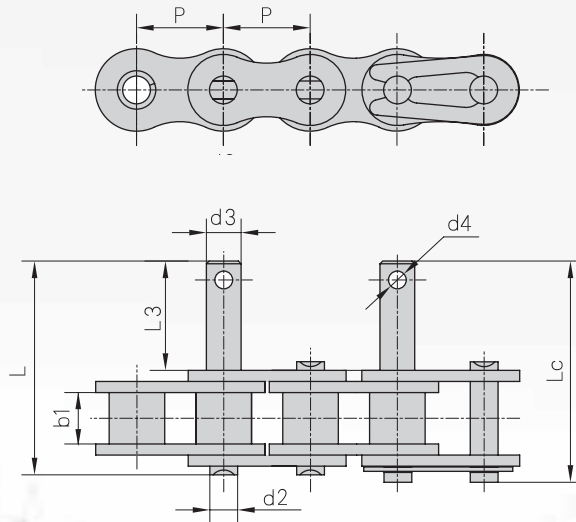
Flexon DIN/ISO Ref.	Flexon ANSI Chain No.	P	b <sub>1</sub>	d <sub>2</sub>	L <sub>1</sub> max.	L <sub>2</sub> max.	L <sub>3</sub> max.
		mm	mm	mm	mm	mm	mm
● 08A	40	12.700	7.85	3.96	8.8	16.5	32.3
■ 08A	40	12.700	7.85	3.96	16.0	30.0	46.7
● 10A	50	15.875	9.40	5.08	10.8	20.6	39.9
■ 10A	50	15.875	9.40	5.08	19.8	39.2	57.9
● 12A	60	19.050	12.57	5.94	13.5	25.7	49.8
■ 12A	60	19.050	12.57	5.94	24.9	48.5	72.6
● 16A	80	25.400	15.75	7.92	16.9	32.2	62.7
■ 16A	80	25.400	15.75	7.92	31.4	61.2	91.7
● 20A	100	31.750	18.90	9.53	20.4	39.1	77.0
■ 20A	100	31.750	18.90	9.53	38.4	75.1	113.0
● 24A	120	38.100	25.22	11.10	25.4	48.9	96.3
■ 24A	120	38.100	25.22	11.10	47.7	93.6	141.0
● 05 B	-	8.000	3.00	2.31	3.9	7.1	14.3
■ 05 B	-	8.000	3.00	2.31	6.7	12.7	19.9
● 06 B	-	9.525	5.72	3.28	6.6	12.2	23.8
■ 06 B	-	9.525	5.72	3.28	11.7	22.4	34.0
● 08B	-	12.700	7.75	4.45	8.2	15.5	31.0
■ 08B	-	12.700	7.75	4.45	15.2	29.4	44.9
● 10B	-	15.875	9.65	5.08	9.8	18.5	36.2
■ 10B	-	15.875	9.65	5.08	18.1	35.1	52.8
● 12B	-	19.050	11.68	5.72	11.4	21.5	42.2
■ 12B	-	19.050	11.68	5.72	21.1	41.0	61.7
● 16B	-	25.400	17.02	8.28	18.0	34.5	68.0
■ 16B	-	25.400	17.02	8.28	34.0	66.4	99.9
● 20B	-	31.750	19.56	10.19	20.6	39.4	79.0
■ 20B	-	31.750	19.56	10.19	39.1	76.4	116.0
● 24B	-	38.100	25.40	14.63	26.2	50.4	101.0
■ 24B	-	38.100	25.40	14.63	50.7	99.4	150.0

● = Bolzen aus Duplex Kette  
pin from duplex chain

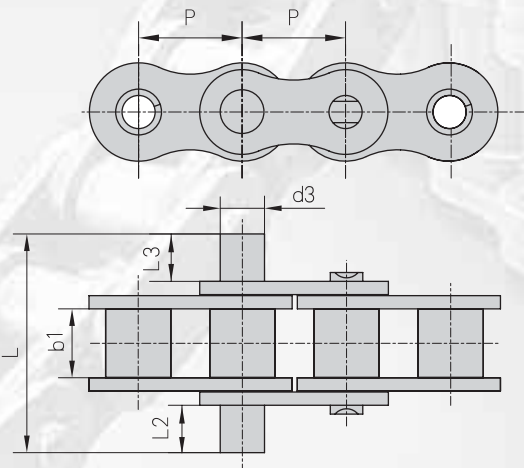
■ = Bolzen aus Triplex Kette  
pin from triplex chain

**ELITE** Rollenketten mit verlängerten Bolzen, Sonderausführung

*Roller chains with special extended pins*



Flexon Chain No.	P	b1	d2	d3	L3	L	Lc	d4
	mm	mm	mm	mm	mm	mm	mm	mm
10A-D9	15.875	9.40	5.08	6.35	20.0	39.5	41.1	
16AF1	25.400	15.88	7.92	9.0	20.0	51.2	54.7	
08B-D4	12.700	7.75	4.45	6.0	15.0	31.2	32.4	
08B-D7	12.700	7.75	4.45	6.0	14.0	30.2	31.4	2.6
08BF3	12.700	7.75	4.45	6.0	8.0	24.2	25.4	
10BF2	15.875	9.65	5.08	6.0	25.0	43.4	44.8	
10BF3	15.875	9.65	5.08	8.0	25.0	43.4	44.8	
10B-D7	15.875	9.65	5.08	6.5	40.0	58.5	60.1	
12B-D5	19.050	11.68	5.72	8.0	40.0	61.4	63.1	
12B-D6	19.050	11.68	5.72	6.0	20.0	41.1	42.9	
12B-D7	19.050	11.68	5.72	8.0	25.0	46.4	48.2	

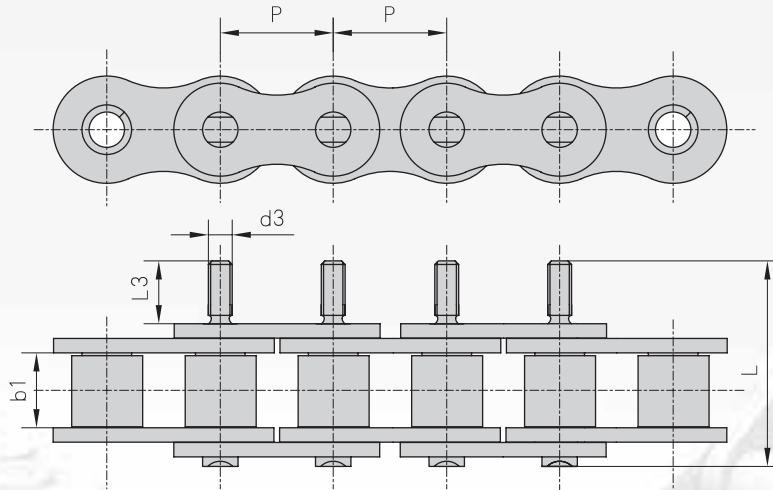


Flexon Chain No.	P	b1	d3	L2	L3	L
	mm	mm	mm	mm	mm	mm
12A-D7	19.050	12.57	8.10	8.6	8.6	40.0
06B-D4	9.525	5.72	3.28	3.0	5.0	19.4
08B-D8	12.700	7.75	4.45	10.0	38.0	62.5
08BF7	12.700	7.75	4.45	3.0	5.0	22.8
16BF4	25.400	17.02	8.28	18.0	18.0	68.0

**ELITE** Rollenketten mit verlängerten Bolzen, Sonderausführung

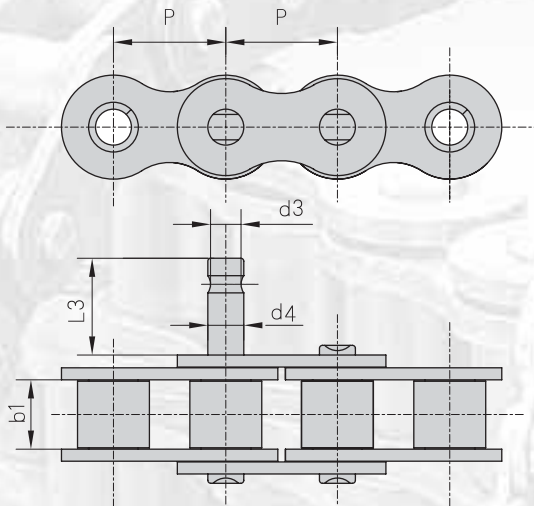
*Roller chains with special extended pins*

Buchbindekette  
Bindery chain



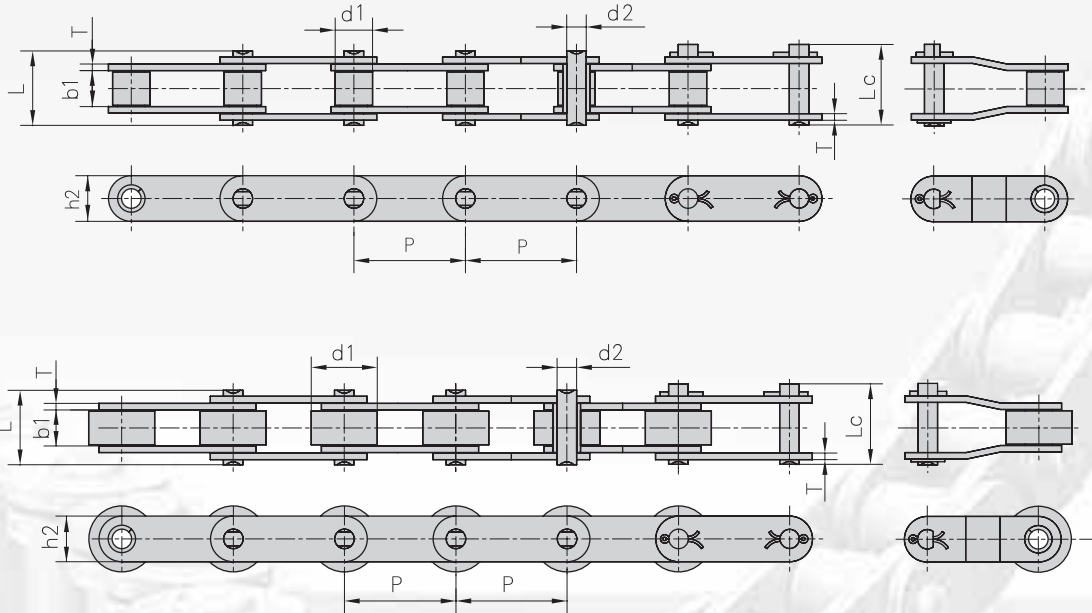
Flexon Chain No.	P	b1	d3	L3	L
	mm	mm	mm	mm	mm
12AF19	19.05	12.57	M4	10.0	34.5
12BF13	19.05	11.68	M4	10.0	31.0

Tuben- und Dosenkette  
Pin oven chain



Flexon Chain No.	P	b1	d3	d4	L3
	mm	mm	mm	mm	mm
10B-D9	15.875	9.65	4.5	5.08	13.0
10B-D12	15.875	9.65	4.5	5.08	12.0
12B-D8	19.05	11.68	5.15	5.72	13.0

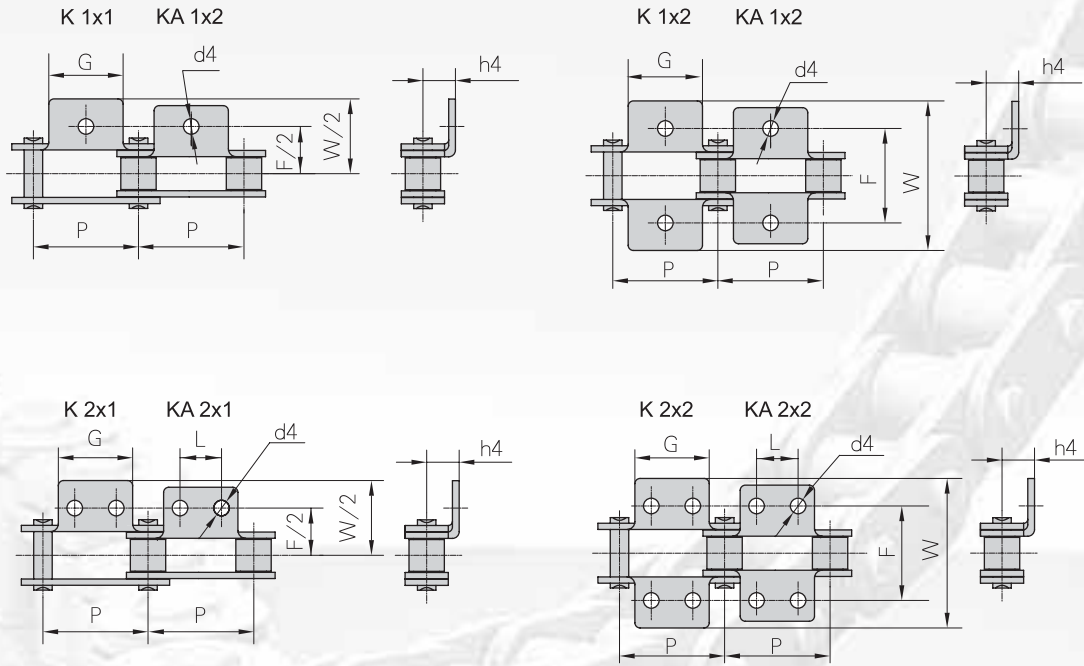
## Double pitch roller chains



Flexon ISO Ref.	Flexon ANSI Chain No.	Teilung	Rollen ø	Lichte Weite	Bolzen ø	Bolzen- länge		Höhe Innen- lasche Inner plate depth	Laschen- dicke	min. Bruchkraft	Durchschn. Bruchlast	Gewicht per meter
		Pitch	Roller diameter	Width between inner plates	Pin diameter	L	Lc	h2	T	Ultimate tensile strength	Average tensile strength	Weight per meter
		mm	d1 max mm	b1 min mm	d2 max mm	mm	mm	mm	mm	mm	Q min kN/LB	Q0 kN
C208A C208AL	C2040 C2042	25.40	7.95 15.88	7.85	3.96	16.6	17.8	12.0	1.50	14.1/3205	16.7	0.50 0.84
C208AH	C2040H	25.40	7.95	7.85	3.96	18.8	19.9	12.0	2.03	14.1/3205	17.2	0.65
C208B C208BL		25.40	8.51 15.88	7.75	4.45	16.7	18.2	11.8	1.60	18.0/4091	19.4	0.55 0.89
C210A C210AL	C2050 C2052	31.75	10.16 19.05	9.40	5.08	20.7	22.2	15.0	2.03	22.2/5045	28.1	0.78 1.27
C212A C212AL	C2060 C2062	38.10	11.91 22.23	12.57	5.94	25.9	27.7	18.0	2.42	31.8/7227	36.8	1.12 1.61
C212AH C212AHL	C2060H C2062H	38.10	11.91 22.23	12.57	5.94	29.2	31.6	18.0	3.25	31.8/7227	41.6	1.44 2.07
C216A C216AL	C2080 C2082	50.80	15.88 28.58	15.75	7.92	32.7	36.5	24.0	3.25	56.7/12886	65.7	2.08 3.12
C216AH C216AHL	C2080H C2082H	50.80	15.88 28.58	15.75	7.92	36.2	39.4	24.0	4.00	56.7/12886	70.0	2.54 3.58
C220A C220AL	C2100 C2102	63.50	19.05 39.67	18.90	9.53	40.4	44.7	30.0	4.00	88.5/20114	102.6	3.01 4.83
C220AH C220AHL	C2100H C2102H	63.50	19.05 39.67	18.90	9.53	43.6	46.9	30.0	4.80	88.5/20114	112.4	3.56 5.38
C224A C224AL	C2120 C2122	76.20	22.23 44.45	25.22	11.10	50.3	54.3	35.7	4.80	127.0/28864	147.3	4.66 7.66
C224AH C224AHL	C2120H C2122H	76.20	22.23 44.45	25.22	11.10	53.5	57.5	35.7	5.60	127.0/28864	160.9	5.26 8.26
C232A C232AL	C2160 C2162	101.60	28.58 57.15	31.75	14.27	64.8	69.6	47.8	6.40	226.8/51545	278.9	8.15 13.00
C232AH C232AHL	C2160H C2162H	101.60	28.58 57.15	31.75	14.27	68.2	73.0	47.8	7.20	226.8/51545	285.8	9.06 12.77

**ELITE** Anbauteile für Langglieder-Rollenketten

*Double pitch roller chain attachments*

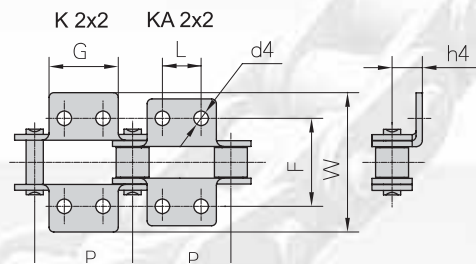
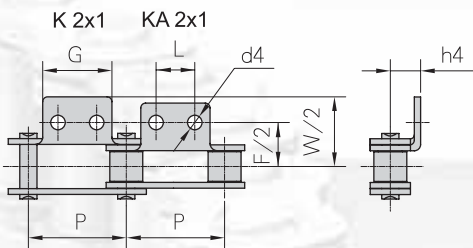
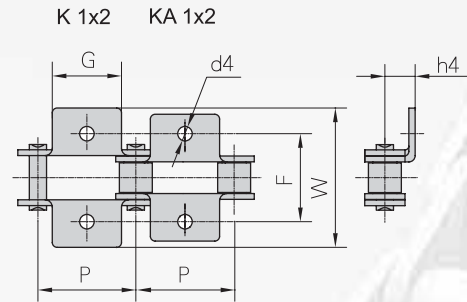
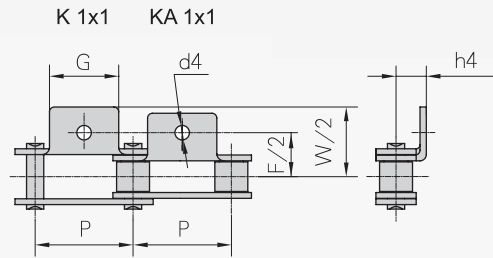


Flexon DIN/ISO Ref.	Flexon ANSI Chain No.	P	G	L	F	W	h4	d4
		mm	mm	mm	mm	mm	mm	mm
C208A C208AL	C2040 * C2042	25.4	19.1	9.5	25.4	39.6	9.1	3.4
C208B C208BL		25.4	23.2	12.7	25.4	39.6	9.1	4.5
C210A C210AL	C2050 * C2052	31.75	23.8	11.9	31.8	49.0	11.1	5.5
C212A C212AL	C2060 * C2062	38.1	28.6	14.3	42.9	67.8	14.7	5.5
C212AH C212AHL	C2060H * C2062H	38.1	28.6	14.3	42.9	67.8	14.7	5.5
C216A C216AL	C2080 * C2082	50.8	38.1	19.1	55.6	87.8	19.1	6.8
C216AH C216AHL	C2080H * C2082H	50.8	38.1	19.1	55.6	87.8	19.1	6.8
C220A C220AL	C2100 * C2102	63.5	47.6	23.8	66.6	107.5	23.4	9.2
C220AH C220AHL	C2100H * C2102H	63.5	47.6	23.8	66.6	107.5	23.4	9.2
C224A C224AL	C2120 * C2122	76.2	57.2	28.6	79.3	121.4	27.8	11.0
C224AH C224AHL	C2120H * C2122H	76.2	57.2	28.6	79.3	121.4	27.8	11.0
C232A C232AL	C2160 * C2162	101.6	76.2	38.1	104.7	151.6	36.5	13.1
C232AH C232AHL	C2160H * C2162H	101.6	76.2	38.1	104.7	151.6	36.5	13.1

\* Ausführung mit Laufrollen  
\*Type with large rollers

**ELITE** Anbauteile für Langglieder-Rollenketten

Double pitch roller chain attachments

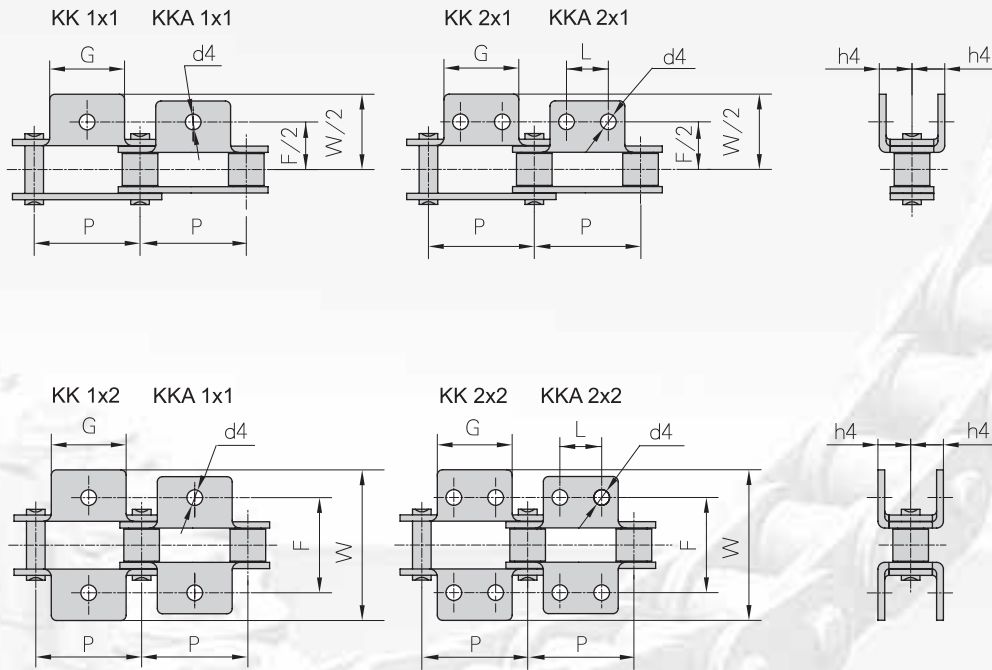


Flexon Chain No.	P	G	L	F	W	h4	d4
	mm	mm	mm	mm	mm	mm	mm
C2042F1	25.4	19.0		25.4	40.0	9.0	5.20
C2062HK1F5 *	38.1	28.6		42.9	67.8	14.7	7.94
C2060HF3A2	38.1	28.6	14.3	42.9	67.8	14.7	5.20
C2082A2F1 *	50.8	39.0	19.0	58.0	82.0	21.5	7.00
C082A2F2	50.8	39.0	19.0	58.0	82.0	21.5	10.00
C2082HK1F1 *	50.8	35.0		55.0	80.0	17.0	8.00
C2082HK1F5 *	50.8	38.1		55.6	79.6	19.1	8.00
C2100HK1F1	63.5	47.6		66.0	92.0	25.0	12.50

\* Ausführung mit Laufrollen  
\*Type with large rollers

**ELITE** Anbauteile für Langglieder-Rollenketten

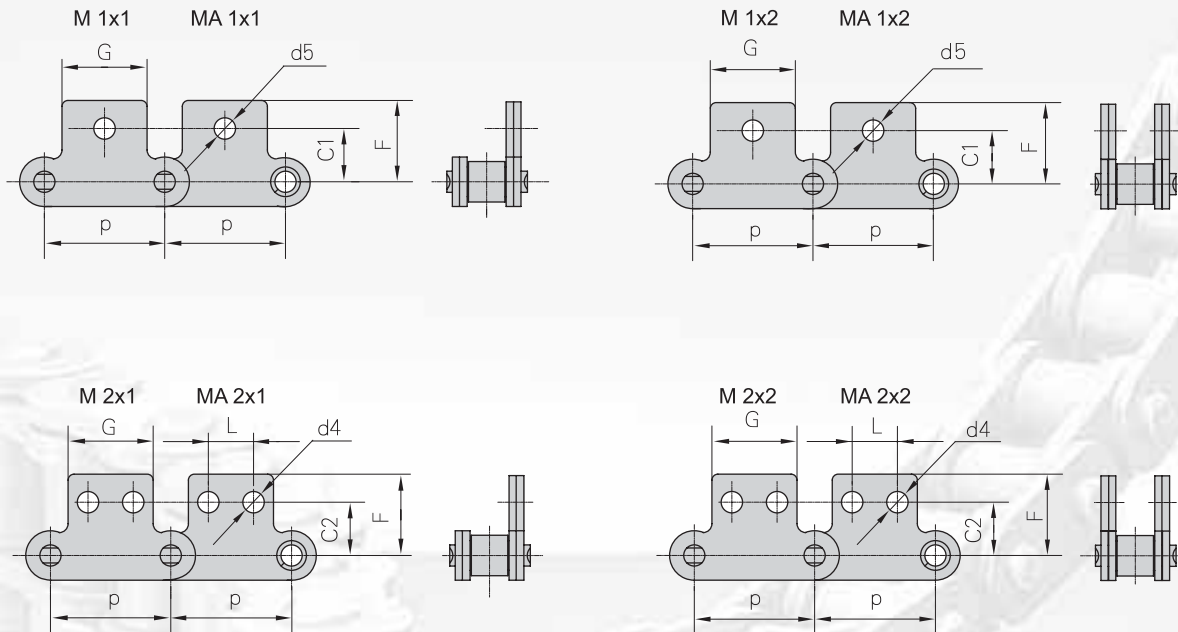
*Double pitch roller chain attachments*



Flexon DIN/ISO Ref.	Flexon ANSI Chain No.	P	G	L	F	W	h4	d4
		mm	mm	mm	mm	mm	mm	mm
C208A C208AL	C2040 C2042	25.4	19.1	9.5	25.4	39.6	9.1	3.4
C208B C208BL		25.4	23.2	12.7	25.4	39.6	9.1	4.5
C210A C210AL	C2050 C2052	31.75	23.8	11.9	31.8	49.0	11.1	5.5
C212A C212AL	C2060 C2062	38.1	28.6	14.3	42.9	67.8	14.7	5.5
C212AH C212AHL	C2060H C2062H	38.1	28.6	14.3	42.9	67.8	14.7	5.5
C216A C216AL	C2080 C2082	50.8	38.1	19.1	55.6	87.8	19.1	6.8
C216AH C216AHL	C2080H C2082H	50.8	38.1	19.1	55.6	87.8	19.1	6.8

**ELITE** Anbauteile für Langglieder-Rollenketten

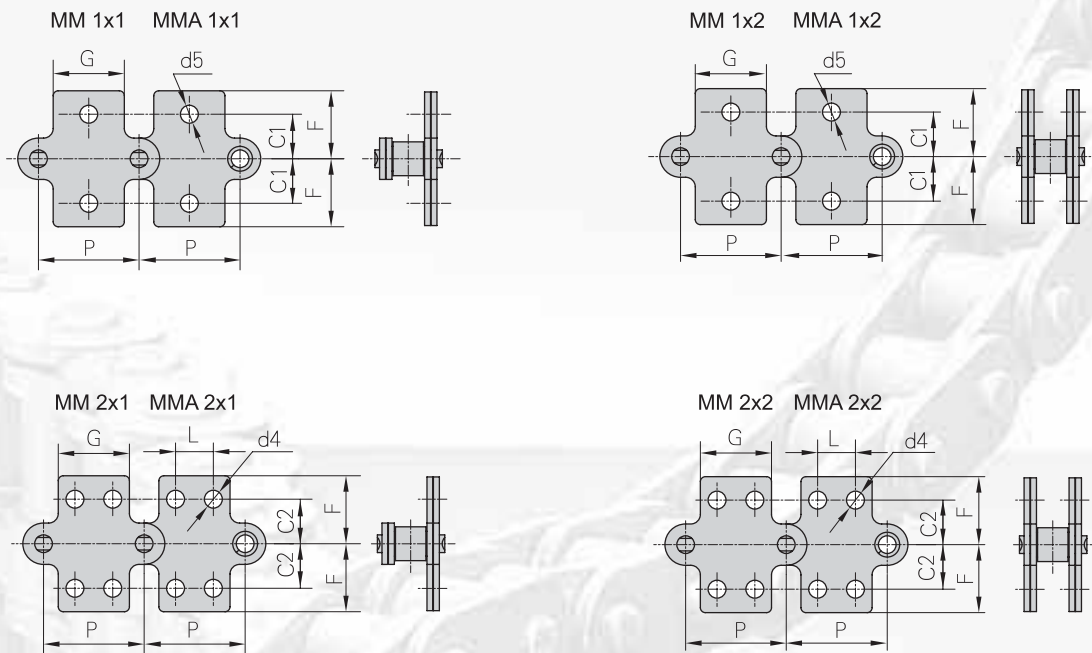
*Double pitch roller chain attachments*



Flexon DIN/ISO Ref.	Flexon ANSI Chain No.	P	G	L	C <sub>1</sub>	C <sub>2</sub>	F	d <sub>4</sub>	d <sub>5</sub>
		mm	mm	mm	mm	mm	mm	mm	mm
C208A C208AL	C2040 C2042	25.40	19.1	9.5	11.1	13.5	20.5	3.4	5.5
C208B C208BL		25.40	23.2	12.7	11.1	13.5	20.5	4.5	5.5
C210A C210AL	C2050 C2052	31.75	23.8	11.9	14.3	15.9	25.0	5.5	6.6
C212A C212AL	C2060 C2062	38.10	28.6	14.3	17.5	19.1	32.9	5.5	9.2
C212AH C212AHL	C2060H C2062H	38.10	28.6	14.3	17.5	19.1	32.9	5.5	9.2
C216A C216AL	C2080 C2082	50.80	38.1	19.1	22.2	25.4	43.5	6.6	11.0
C216AH C216AHL	C2080H C2082H	50.80	38.1	19.1	22.2	25.4	43.5	6.6	11.0
C220A C220AL	C2100 C2102	63.50	47.6	23.8	28.6	31.8	50.4	8.4	13.0
C220AH C220AHL	C2100H C2102H	63.50	47.6	23.8	28.6	31.8	50.4	8.4	13.0

## ELITE Anbauteile für Langglieder-Rollenketten

### Double pitch roller chain attachments

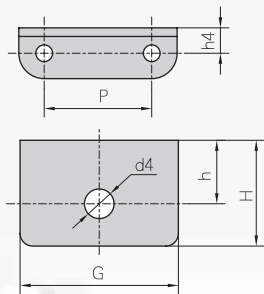


Flexon DIN/ISO Ref.	Flexon ANSI Chain No.	P	G	L	C1	C2	F	d4	d5
		mm	mm	mm	mm	mm	mm	mm	mm
C208A C208AL	C2040 C2042	25.40	19.1	9.5	11.1	13.5	20.5	3.4	5.5
C208B C208BL		25.40	23.2	12.7	11.1	13.5	20.5	4.5	5.5
C210A C210AL	C2050 C2052	31.75	23.8	11.9	14.3	15.9	25.0	5.5	6.6
C212A C212AL	C2060 C2062	38.10	28.6	14.3	17.5	19.1	32.9	5.5	9.2
C212AH C212AHL	C2060H C2062H	38.10	28.6	14.3	17.5	19.1	32.9	5.5	9.2
C216A C216AL	C2080 C2082	50.80	38.1	19.1	22.2	25.4	43.5	6.6	11.0
C216AH C216AHL	C2080H C2082H	50.80	38.1	19.1	22.2	25.4	43.5	6.6	11.0

## Sonder-Anbauteile für Langglieder-Rollenketten

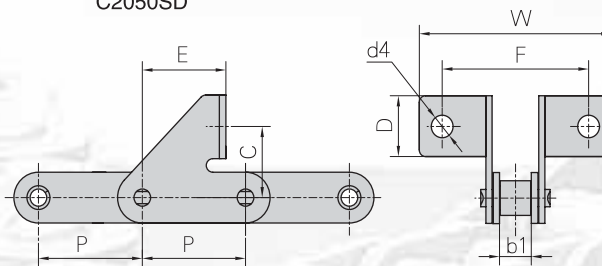
*Special attachments for Double pitch roller chains*

C2042HF1



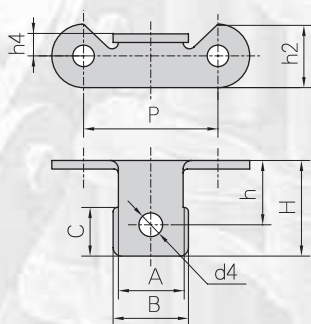
Flexon Chain No.	P	h	H	h4	G	d4
	mm	mm	mm	mm	mm	mm
C2042HF1	25.40	15.0	25.0	6.0	37.4	7.0

C2050SD

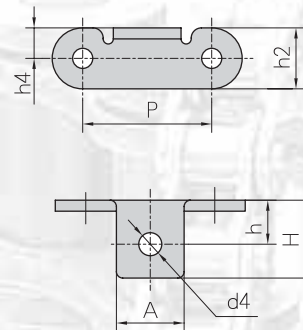


Flexon Chain No.	P	b1	F	W	C	D	E	d4
	mm	mm	mm	mm	mm	mm	mm	mm
C2050SD	31.75	9.4	45.0	59.0	21.2	18.0	25.7	6.6

C2052A1F1



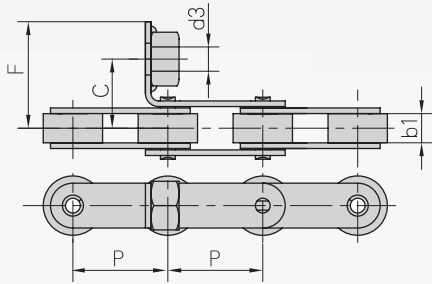
C2062HA1F4



Flexon Chain No.	P	A	B	C	h	H	h2	h4	d4
	mm	mm	mm	mm	mm	mm	mm	mm	mm
C2052A1F1	31.75	15.3	17.8	11.5	14.7	22.6	15.0	5.2	6.5
C2062HA1F4	38.10	20.0			13.0	23.0	18.0	9.0	6.8

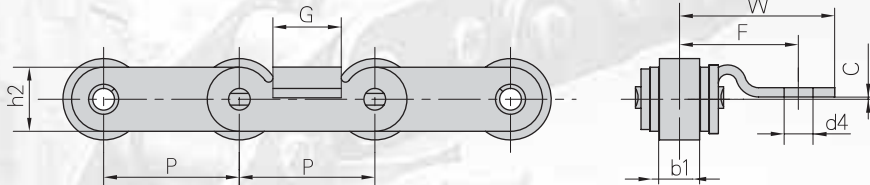
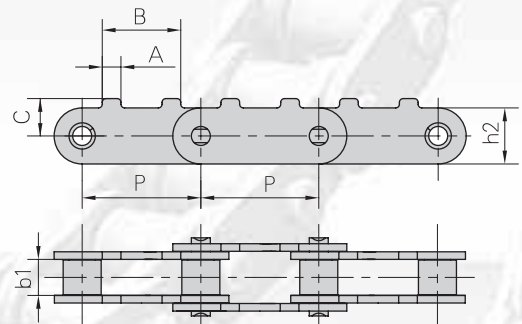
**ELITE** Langglied-*Rollenketten mit Sonder-Anbauteilen*

*Special attachments for Double pitch roller chains*

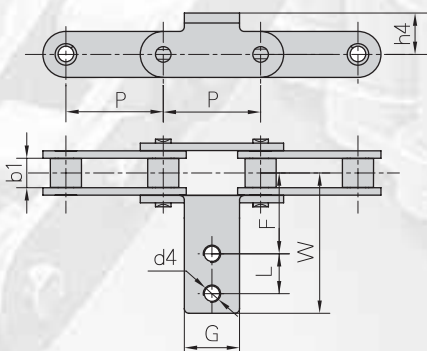


Flexon Chain No.	P	b1	C	F	d3
	mm	mm	mm	mm	mm
C2042F4	25.4	7.85	18.5	28.5	M8

Flexon Chain No.	P	b1	h2	A	B	C
	mm	mm	mm	mm	mm	mm
C2050F9	31.75	9.4	15.0	5.0	21.0	10.0



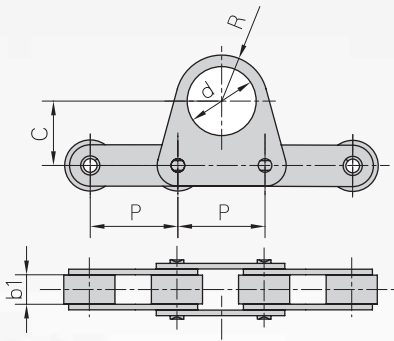
Flexon Chain No.	P	b1	h2	G	F	W	d4	C
	mm	mm	mm	mm	mm	mm	mm	mm
C2052F11	31.75	9.4	15.0	16.0	26.6	34.6	6.2	0.5



Flexon Chain No.	P	b1	G	L	F	W	h4	d4
	mm	mm	mm	mm	mm	mm	mm	mm
C2050HF2	31.75	9.4	18.0	13.0	36.1	56.5	13.5	M5

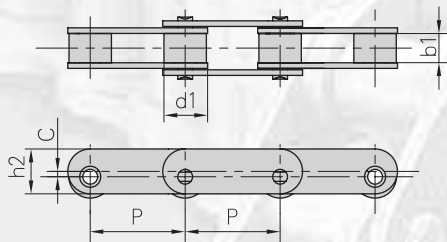
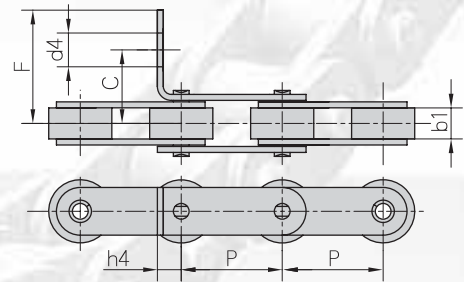
**ELITE** Langglieder-Rollenketten mit Sonder-Anbauteilen

*Special attachments for Double pitch roller chains*

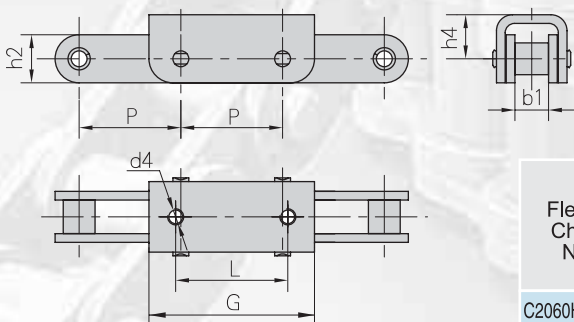


Flexon Chain No.	P	b <sub>1</sub>	C	d	R
	mm	mm	mm	mm	mm
C2062F5	38.1	12.57	28.0	30	20

Flexon Chain No.	P	b <sub>1</sub>	C	F	d <sub>4</sub>	h <sub>4</sub>
	mm	mm	mm	mm	mm	mm
C2062HF13	38.1	12.57	31.9	42.9	6.0	9.8



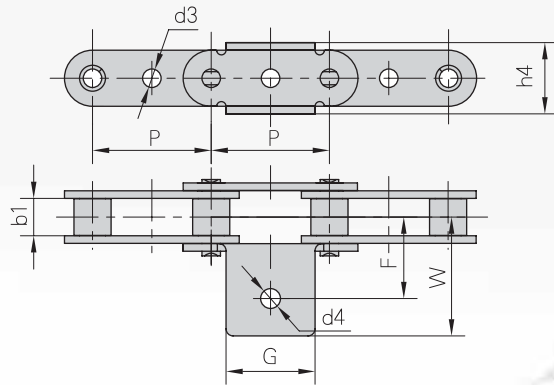
Flexon Chain No.	P	b <sub>1</sub>	C	h <sub>2</sub>	d <sub>1</sub>
	mm	mm	mm	mm	mm
C2062F6	38.1	12.57	3.0	23.0	22.23
C2082F8	50.8	15.75	3.5	25.0	28.58



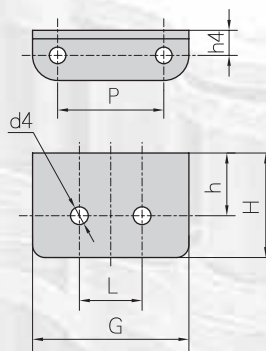
Flexon Chain No.	P	b <sub>1</sub>	L	G	d <sub>4</sub>	h <sub>2</sub>	h <sub>4</sub>
	mm	mm	mm	mm	mm	mm	mm
C2060H-U1F1	38.1	12.57	42.0	62.0	M6	18.0	16.5

**ELITE** Langglied-*Rollenketten mit Sonder-Anbauteilen*

*Special attachments for Double pitch roller chains*



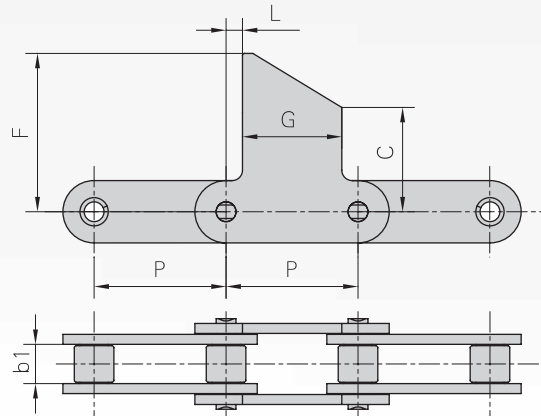
Flexon Chain No.	P	b1	G	F	W	h4	d4	d3
	mm	mm	mm	mm	mm	mm	mm	mm
C2080K1F4	50.8	15.75	38.1	40.0	56.0	30.5	8.5	
C2080HGF1	50.8	15.75	36.0	38.0	46.0	28.4	6.0	8.1



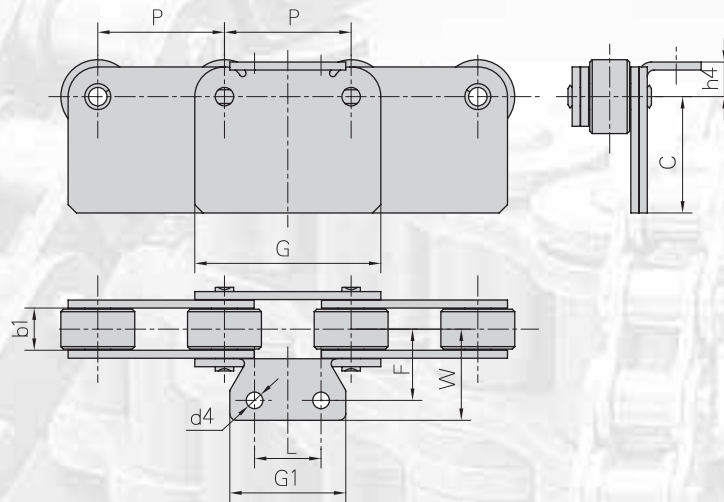
Flexon Chain No.	P	h	H	h4	G	L	d4
	mm	mm	mm	mm	mm	mm	mm
C2082HF1A2	50.8	17.7	29.7	18.0	74.8	30.0	8.5

**ELITE** Langglieder-Rollenketten mit Sonder-Anbauteilen

*Special attachments for Double pitch roller chains*



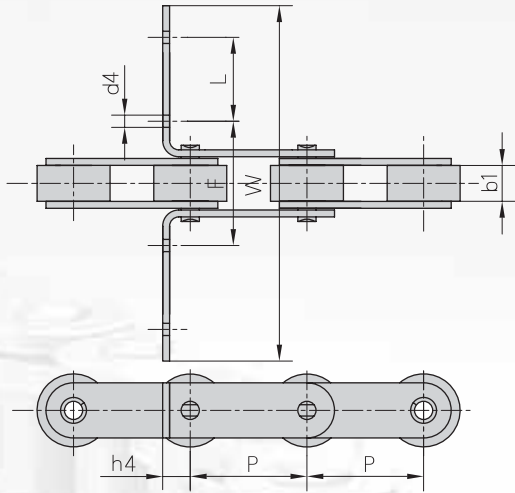
Flexon Chain No.	P	b1	L	G	C	F
	mm	mm	mm	mm	mm	mm
C2100HF4	63.5	18.9	7.9	47.8	50.8	76.2



Flexon Chain No.	P	b1	L	G1	G	h4	d4	C	F	W
	mm	mm	mm	mm	mm	mm	mm	mm	mm	mm
C224ALK2F2	76.2	25.22	40.0	70.0	111.9	20.8	10.0	70.0	43.0	55.0

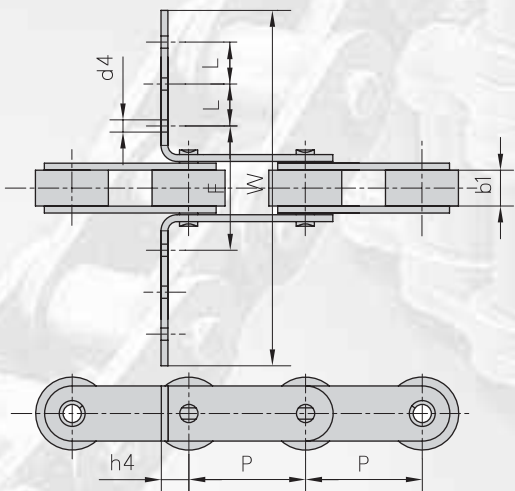
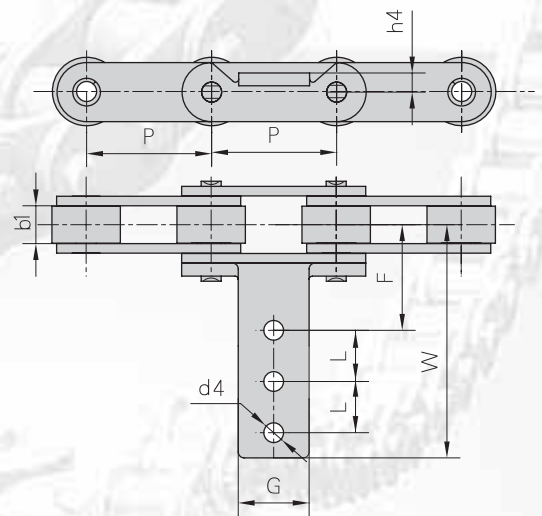
**ELITE** Langglied-Rollenketten mit Sonder-Anbauteilen

*Special attachments for Double pitch roller chains*



Flexon Chain No.	P	b1	L	F	W	h4	d4
	mm	mm	mm	mm	mm	mm	mm
C2080HF6	50.8	15.75	43.0	60.0	160.0	20.45	5.5
C2080HF11	50.8	15.75	30.0	110.0	210	19.0	8.2

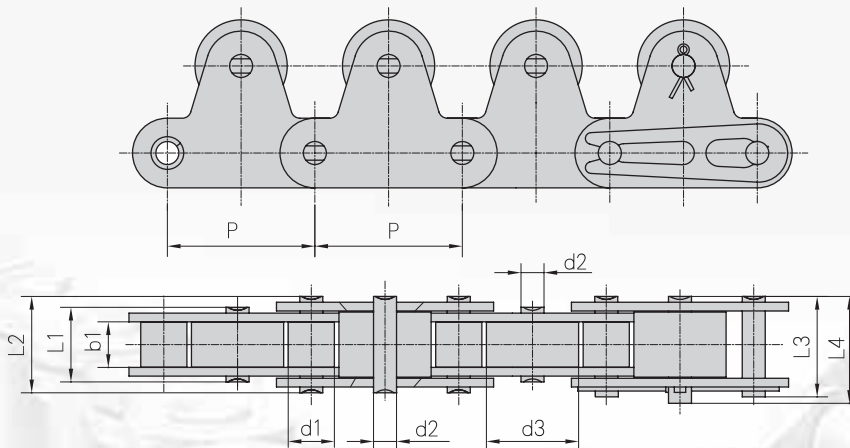
Flexon Chain No.	P	b1	G	L	F	W	h4	d4
	mm	mm	mm	mm	mm	mm	mm	mm
C2082HF4	50.8	15.75	28.6	50.8	57.4	181.4	8.7	11.1



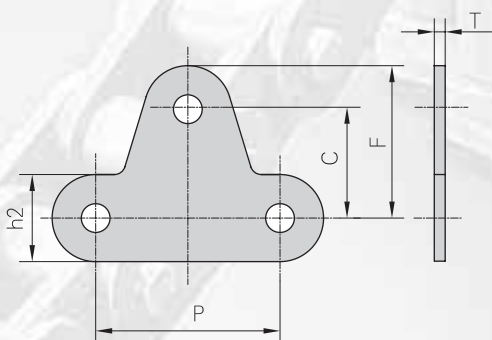
Flexon Chain No.	P	b1	L	F	W	h4	d4
	mm	mm	mm	mm	mm	mm	mm
C2100HF2	63.5	18.9	52.5	70.0	300.0	30.0	5.5

## ELITE Langglieder-Rollenketten mit Sonder-Anbauteilen

### Special attachments for Double pitch roller chains



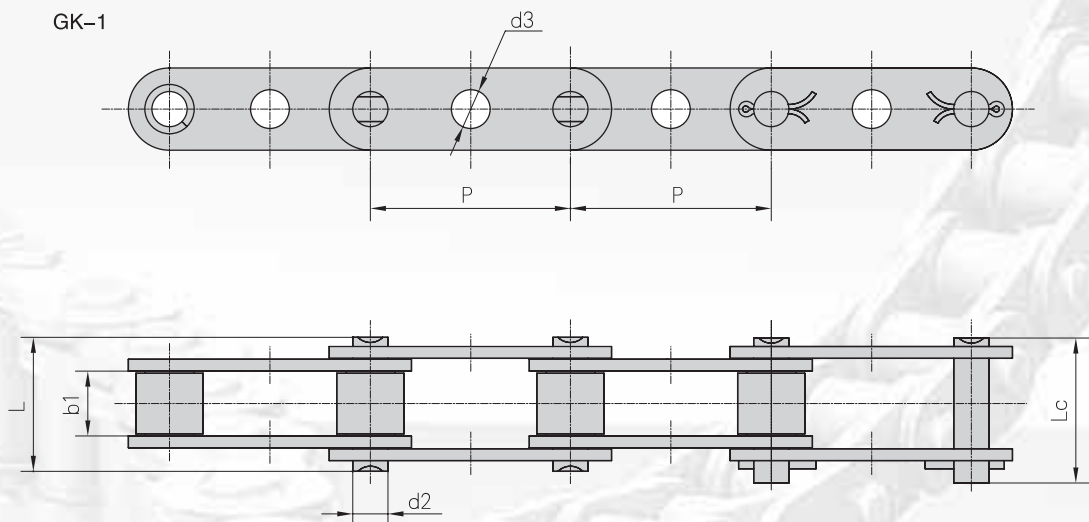
Flexon Chain No.	Teilung	Rollen ø		Lichte Weite	Bolzen ø	Bolzen- länge				min. Bruchkraft	Gewicht per meter
	Pitch	Roller diameter		Width between inner plates	Pin diameter	Pin length				Ultimate tensile strength	Weight per meter
	P	d1 max	d3 max	b1 min	d2 max	L1 max	L2 max	L3 max	L4 max	Q min	q
	mm	mm	mm	mm	mm	mm	mm	mm	mm	kN/LB	kg/m
C2040-1LTR	25.40	7.95	15.88	7.85	3.96	13.5	16.6	17.8	18.8	14.1/3205	1.15
C2050-1LTR	31.75	10.16	19.05	9.40	5.08	16.5	20.7	22.2	23.3	22.2/5045	1.85
C2060-1LTR	38.10	11.91	22.23	12.57	5.94	21.0	25.9	27.7	28.3	31.8/7227	3.50
C2080-1LTR	50.80	15.88	28.58	15.75	7.92	26.2	32.7	35.0	36.5	56.7/12886	5.50
C2100-1LTR	63.50	19.05	39.67	18.90	9.53	32.3	40.4	44.7	44.7	88.5/20114	8.70



Flexon Chain No.	P	C	F	h2	T
	mm	mm	mm	mm	mm
C2040-1LTR	25.40	12.7	17.45	12.0	1.50
C2050-1LTR	31.75	15.9	22.25	15.0	2.03
C2060-1LTR	38.10	18.3	26.25	18.0	2.42
C2080-1LTR	50.80	24.6	34.15	24.0	3.25
C2100-1LTR	63.50	31.8	44.50	30.0	4.00

**ELITE** Spezial Langglieder-Rollenketten

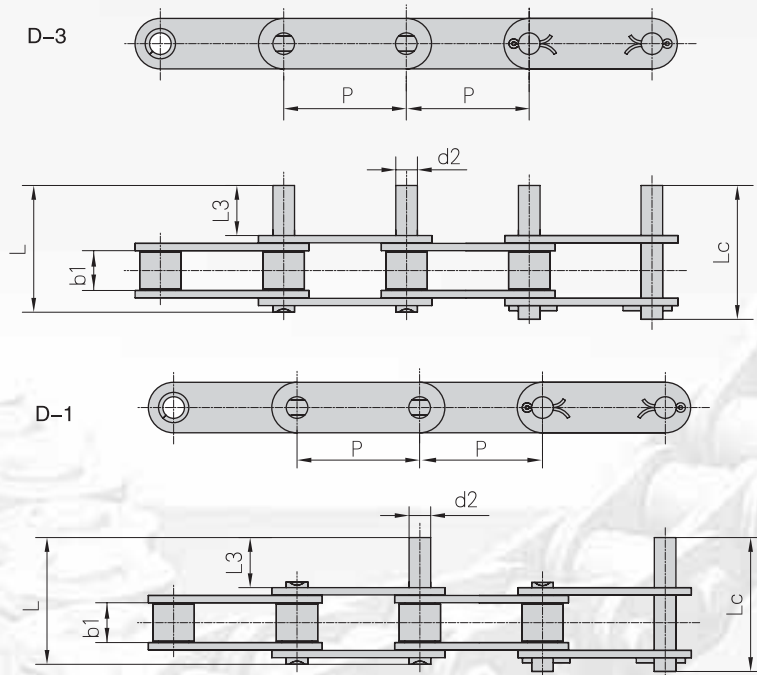
*Special Double pitch roller chains*



Flexon DIN/ISO Ref.	Flexon ANSI Chain No.	P	b1	d2	d3	L	Lc
		mm	mm	mm	mm	mm	mm
C208A C208AL	C2040 C2042	25.40	7.85	3.96	4.1	16.6	18.8
C210A C210AL	C2050 C2052	31.75	9.40	5.08	5.1	20.7	23.3
C212A C212AL	C2060 C2062	38.10	12.57	5.94	6.1	25.9	28.3
C212AH C212AHL	C2060H C2062H	38.10	12.57	5.94	6.1	29.2	31.6
C216A C216AL	C2080 C2082	50.80	15.75	7.92	8.1	32.7	36.5
C216AH C216AHL	C2080H C2082H	50.80	15.75	7.92	8.1	36.2	39.4
C220A C220AL	C2100 C2102	63.50	18.90	9.53	10.1	40.4	44.7
C220AH C220AHL	C2100H C2102H	63.50	18.90	9.53	10.1	43.6	46.9

**ELITE** Langglieder-Rollenketten mit verlängerten Bolzen

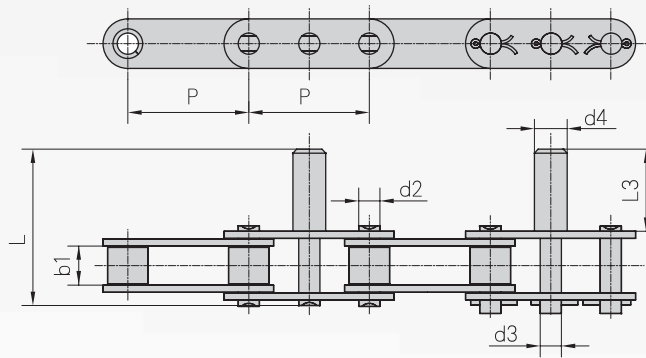
*Double pitch roller chains with extended pins*



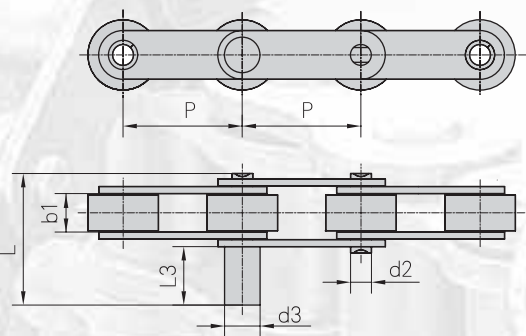
Flexon DIN/ISO Ref.	Flexon ANSI Chain No.	P	b1	d2	L3	L	Lc
		mm	mm	mm	mm	mm	mm
C208A C208AL	C2040 C2042	25.40	7.85	3.96	9.5	25.1	26.2
C210A C210AL	C2050 C2052	31.75	9.40	5.08	11.9	31.3	33.1
C212A C212AL	C2060 C2062	38.10	12.57	5.94	14.3	38.6	40.6
C212AH C212AHL	C2060H C2062H	38.10	12.57	5.94	14.3	42.0	43.8
C216A C216AL	C2080 C2082	50.80	15.75	7.92	19.1	50.3	53.3
C216AH C216AHL	C2080H C2082H	50.80	15.75	7.92	19.1	53.5	55.0
C220A C220AL	C2100 C2102	63.50	18.90	9.53	23.8	61.8	66.1
C220AH C220AHL	C2100H C2102H	63.50	18.90	9.53	23.8	65.0	68.3
C224AH C224AHL	C2120H C2122H	76.20	25.22	11.10	28.6	79.6	83.6
C232AH C232AHL	C2160H C2162H	101.60	31.75	14.27	38.1	103.0	107.8

## ELITE Langglieder-Rollenketten mit verlängerten Bolzen

*Double pitch roller chains with extended pins*



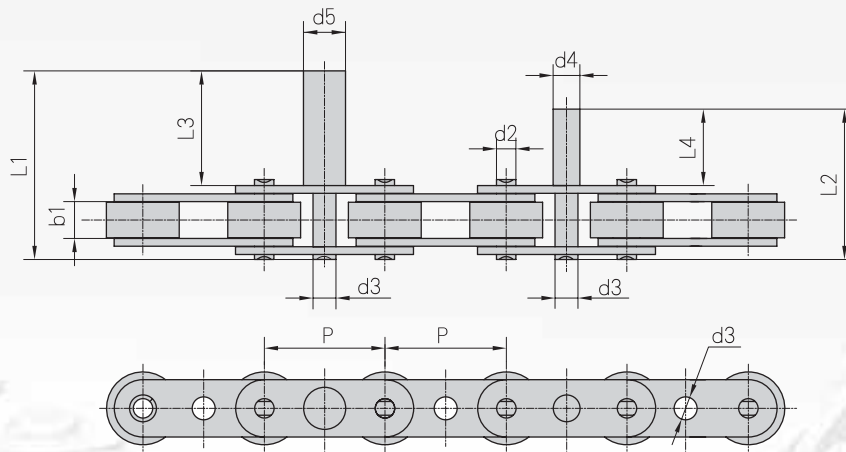
Flexon Chain No.	P	b <sub>1</sub>	d <sub>2</sub>	d <sub>3</sub>	d <sub>4</sub>	L <sub>3</sub>	L
	mm	mm	mm	mm	mm	mm	mm
C2052F2	31.75	9.40	5.08	6.00	7.00	20.0	39.8
C212AHL-D4	38.10	12.57	5.94	5.94	8.00	25.0	53.0
C212AHF3	38.10	12.57	5.94	8.08	10.00	35.0	63.0
C212AHF7	38.10	12.57	5.94	5.94	12.70	41.2	69.2
C212AHF8	38.10	12.57	5.94	8.00	10.00	35.0	63.0
C2060HF9	38.10	12.57	5.94	7.95	12.70	41.3	69.3
C2060HF10	38.10	12.57	5.94	7.70	14.30	41.3	69.3



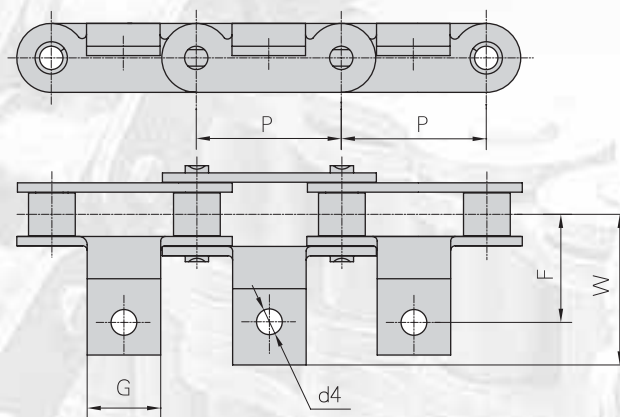
Flexon Chain No.	P	b <sub>1</sub>	d <sub>2</sub>	d <sub>3</sub>	L <sub>3</sub>	L
	mm	mm	mm	mm	mm	mm
C2052DF1	31.75	9.40	5.08	7.50	14.15	33.6
C210AF4	31.75	9.40	5.08	11.00	34.00	53.7
C2052-D4	31.75	9.40	5.08	6.00	32.40	52.0
C2050-D5	31.75	9.40	5.08	8.00	40.00	59.7
C212AHL-D4	38.10	12.57	5.94	8.00	25.00	53.0
C2062-D6	38.10	12.57	5.94	12.00	25.00	49.7

**ELITE** Langglied-*Rollenketten mit verlängerten Bolzen*

*Double pitch roller chains with extended pins*




Flexon Chain No.	P	b1	d2	d3	d4	d5	L3	L1	L4	L2
	mm	mm	mm	mm	mm	mm	mm	mm	mm	mm
C2052F1	31.75	9.4	5.08	6.0	7.0	11.0	30.0	49.8	20.0	39.8




Flexon Chain No.	P	G	F	W	d4
	mm	mm	mm	mm	mm
C2050A6	31.75	16.0	23.4	32.8	5.5

**FLEXON**

High Quality Chains



**FLEXON**  
High Quality Chains

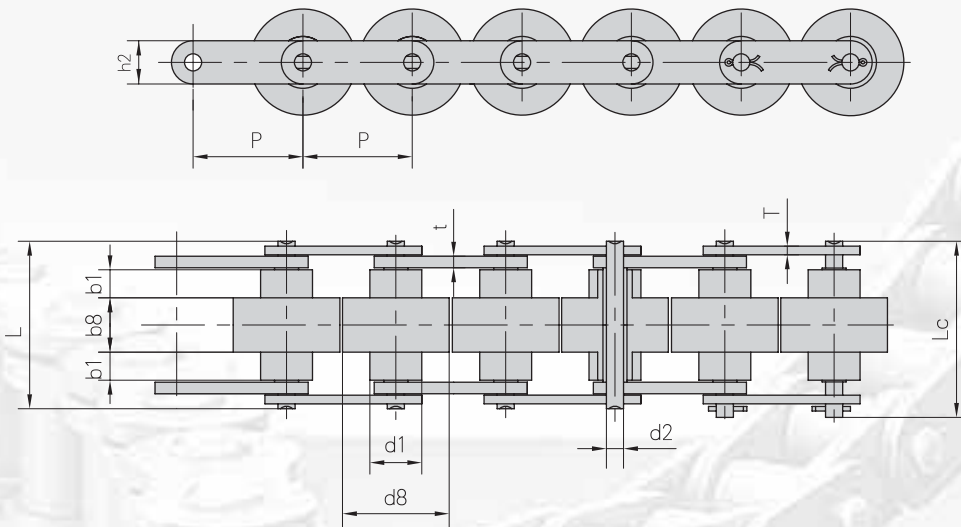


**Stauförderketten**

Accumulation Chains

**ELITE** Stauförder-Rollenketten, double speed

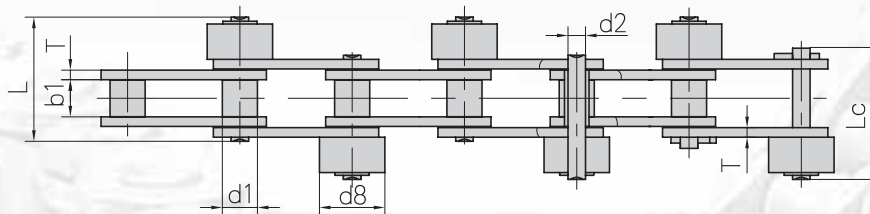
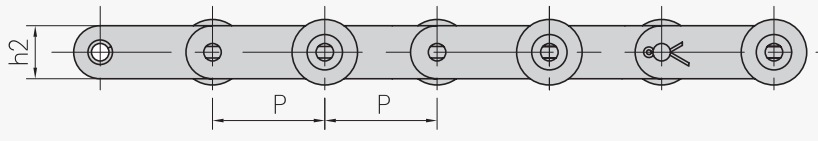
*Accumulation roller chains, double speed*



Auch lieferbar mit Finger- und Teileschutz  
 Also available with Finger- and Part protection

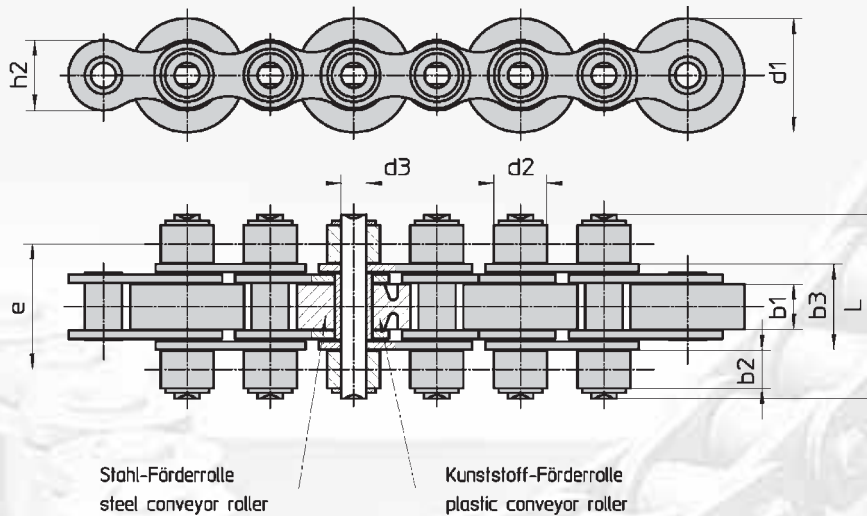
Flexon Chain No.	Teilung Pitch	Rollen Ø Roller diameter				Bolzen Ø Pin diameter	Bolzen- länge Pin length		Laschen- abmessungen Plate dimension			Gewicht per meter Weight per meter			
		P	d1 max	d8 max	b1 min		b8 max	d2 max	L max	Lc max	h2 max		T max	t max	q
		mm	mm	mm	mm		mm	mm	mm	mm	mm		mm	mm	kg/m
C2030W	19.05	11.91	18.3	4.00	8.0	3.28	24.0	25.6	8.20	1.30	1.50	0.52			
C2040W	25.40	15.88	24.6	5.70	10.3	3.96	31.0	32.8	11.70	1.50	1.50	0.79			
C2050W	31.75	19.05	30.6	7.10	13.0	5.08	39.5	41.2	15.00	2.03	2.03	1.36			
C2060HW	38.10	22.23	36.6	8.50	15.5	5.94	48.8	51.5	18.00	3.25	3.25	2.19			
C2080W	50.80	28.58	49.0	11.00	21.5	7.92	66.2	70.0	24.00	4.00	5.00	4.06			

*Accumulation roller chains*



Flexon  Chain No.	Teilung	Rollen ø		Lichte Weite	Bolzen ø	Bolzen- länge		Laschen- abmessungen		min. Bruchkraft	Durchschn. Bruchlast	Gewicht per meter
	Pitch	Roller diameter		Width between inner plates	Pin diameter	Pin length		Plate dimension		Ultimate tensile strength	Average tensile strength	Weight per meter
	P	d1 max	d8 max	b1 min	d2 max	L max	Lc max	h2 max	T max	Q min	Q0	q
	mm	mm	mm	mm	mm	mm	mm	mm	mm	kN/LB	kN	kg/m
C2040S2-PSR	25.40	7.95	15.88	7.85	3.96	25.80	27.0	12.0	1.50	13.8/3137	15.18	0.99
C2050S	31.75	10.16	19.05	9.40	5.08	31.80	34.0	15.0	2.03	21.8/4955	23.90	1.52
C2052SF1	31.75	19.05	27.00	9.40	5.08	35.00	37.3	15.0	2.03	21.8/4955	23.90	3.06
C2060HS	38.10	11.91	22.23	12.57	5.94	44.00	46.6	18.0	3.25	31.1/7069	42.70	1.78

## Accumulation roller chains



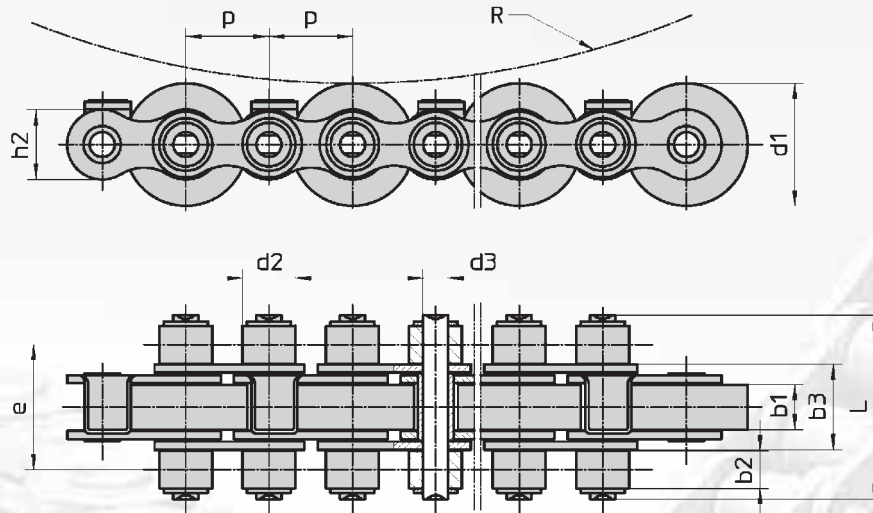
Flexon	Teilung	Förderrollen	Laufrollen	Bolzen	Mitten-	Maß über	Förderrollen-	Laufrollen-	Breite über	Laschen-	max Last pro	max.zul.	Gewicht
Chain No.	Pitch	Conveyor	Support roller ø	Pin roller ø	Transverse ø	Bolzen Dimension pitch	Conveyor over pin	Support roller width	Außenlasche Width over roller width	höhe Plate outerplates	Förderrolle max. perm. depth	Kettenzugkraft max. chain load	Weight pull
	p	d <sub>1</sub>	d <sub>2</sub>	d <sub>3</sub>	e	L max.	b <sub>1</sub>	b <sub>2</sub>	b <sub>3</sub> max.	h <sub>2</sub>	N	N	kg/m
	mm	mm	mm	mm	mm	mm	mm	mm	mm	mm			
ES1-1-27-K16	12,7	16,0	8,51	4,45	19,1	27,0	7,2	4,3	14,45	11,8	20	1250	0,9
ES1-1-27-S16	12,7	16,0	8,51	4,45	19,1	27,0	7,2	4,3	14,45	11,8	50	1250	1,1
WA1-1-27-K16	12,7	16,0	8,51	4,45	19,1	27,0	7,2	4,3	14,45	11,8	20	1250	0,9
WA1-1-27-S16	12,7	16,0	8,51	4,45	19,1	27,0	7,2	4,3	14,45	11,8	50	1250	1,1
ES2-1-40-K28	19,05	28,0	12,07	5,72	27,0	40,0	11,0	7,5	19,55	16,0	90	2250	1,9
ES2-1-40-S28	19,05	28,0	12,07	5,72	27,0	40,0	11,0	7,5	19,55	16,0	14	2250	3,0
ES2-1-43-K26	19,05	28,0	12,07	5,72	29,2	43,0	11,0	8,8	19,55	16,0	90	2250	2,0
ES2-1-43-S26	19,05	26,0	12,07	5,72	29,2	43,0	11,0	8,8	19,55	16,0	90	2250	2,0
WA2-1-43-K26	19,05	26,0	12,07	5,72	29,2	43,0	11,0	8,8	19,55	16,0	140	2250	3,2
WA2-1-43-S26	19,05	26,0	12,07	5,72	29,2	43,0	11,0	8,8	19,55	16,0	140	2250	3,2
ES2-1-48-K24	19,05	24,0	12,07	5,72	31,5	48,0	11,0	11,1	19,55	16,0	90	2250	2,25
ES2-1-48-S24	19,05	24,0	12,07	5,72	31,5	48,0	11,0	11,1	19,55	16,0	140	2250	3,3
ES3-1-65-K38	25,4	38,0	15,88	8,28	45,0	65,0	16,8	12,5	32,0	21,0	220	5250	4,8
ES3-1-65-S38	25,4	38,0	15,88	8,28	45,0	65,0	16,8	12,5	32,0	21,0	280	5250	6,4

K = Kunststoff-Förderrolle  
= plastic conveyor roller  
S = Stahl-Förderrolle  
= steel-conveyor roller



## Stauförder-Rollenketten mit Teileschutz

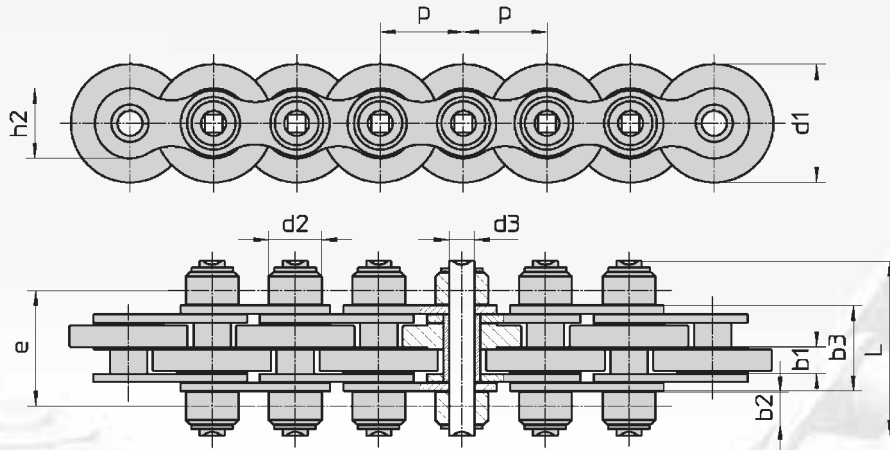
Accumulation roller chains with part protection



Flexon	Teilung	Förderrollen	Laufrollen	Bolzen	Mitten-	Maß über	Förderrollen-	Laufrollen-	Breite über	Laschen-	max Last pro	max.zul.	Gewicht
Chain No.	Pitch	Conveyor	Support roller $\varnothing$	Pin roller $\varnothing$	Transverse $\varnothing$	Bolzen Dimension pitch	Conveyor over pin	Support roller width	Width over roller width	Plate height	Förderrolle max. perm. depth	max. chain load	Weight pull
	p	d <sub>1</sub>	d <sub>2</sub>	d <sub>3</sub>	e	L max.	b <sub>1</sub>	b <sub>2</sub>	b <sub>3</sub> max.	h <sub>2</sub>	N	N	kg/m
	mm	mm	mm	mm	mm	mm	mm	mm	mm	mm			
ESP1-1-27-K16	12,7	16,0	8,51	4,45	19,1	27,0	7,2	4,3	14,45	11,8	20	1250	0,9
ESP1-1-27-S16	12,7	16,0	8,51	4,45	19,1	27,0	7,2	4,3	14,45	11,8	50	1250	1,2
WAP1-1-27-K16	12,7	16,0	8,51	4,45	19,1	27,0	7,2	4,3	14,45	11,8	20	1250	0,9
WAP1-1-27-S16	12,7	16,0	8,51	4,45	19,1	27,0	7,2	4,3	14,45	11,8	50	1250	1,2
ESP2-1-40-K28	19,05	28,0	12,07	5,72	27,0	40,0	11,0	7,5	19,55	16,0	90	2250	2,0
ESP2-1-40-S28	19,05	28,0	12,07	5,72	27,0	40,0	11,0	7,5	19,55	16,0	14	2250	3,2
ESP2-1-43-K26	19,05	28,0	12,07	5,72	29,2	43,0	11,0	8,8	19,55	16,0	90	2250	2,2
ESP2-1-43-S26	19,05	26,0	12,07	5,72	29,2	43,0	11,0	8,8	19,55	16,0	90	2250	2,2
WAP2-1-43-K26	19,05	26,0	12,07	5,72	29,2	43,0	11,0	8,8	19,55	16,0	140	2250	3,4
WAP2-1-43-S26	19,05	26,0	12,07	5,72	29,2	43,0	11,0	8,8	19,55	16,0	140	2250	3,4
ESP2-1-48-K24	19,05	24,0	12,07	5,72	31,5	48,0	11,0	11,1	19,55	16,0	90	2250	2,5
ESP2-1-48-S24	19,05	24,0	12,07	5,72	31,5	48,0	11,0	11,1	19,55	16,0	140	2250	3,5
ESP3-1-65-K38	25,4	38,0	15,88	8,28	45,0	65,0	16,8	12,5	32,0	21,0	220	5250	5,1
ESP3-1-65-S38	25,4	38,0	15,88	8,28	45,0	65,0	16,8	12,5	32,0	21,0	280	5250	6,7

K = Kunststoff-Förderrolle  
 = plastic conveyor roller  
 S = Stahl-Förderrolle  
 = steel-conveyor roller

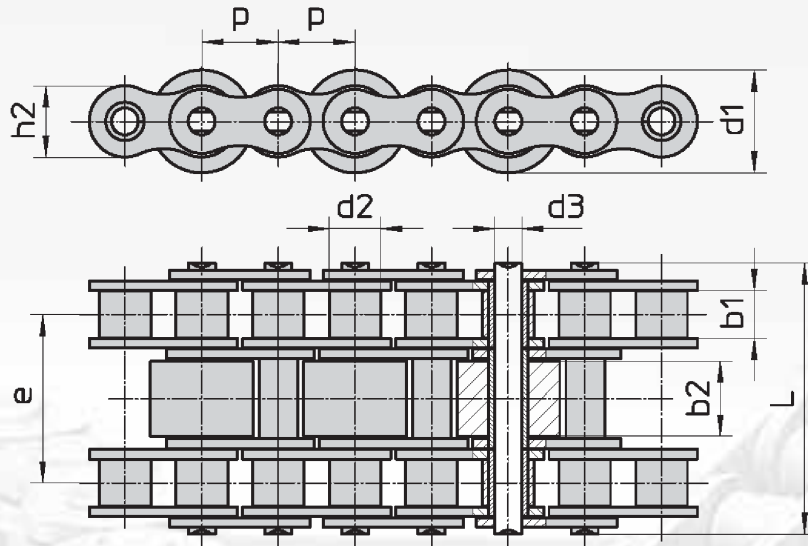
## Accumulation roller chains



Flexon Chain No.	Teilung Pitch	Förderrollen ø Conveyor	Laufrollen ø Support roller ø	Bolzen ø Pin roller ø	Mitten- abstand Transverse ø	Maß über Bolzen Dimension pitch	Förderrollen- breite Conveyor over pin	Laufrollen- breite Support roller width	Breite über Außenlasche Width over roller width	Laschen- höhe Plate outerplates	max Last pro Förderrolle max. perm. depth	max.zul. Kettenzugkraft max. chain load	Gewicht Weight pull
	p mm	d <sub>1</sub> mm	d <sub>2</sub> mm	d <sub>3</sub> mm	e mm	L max. mm	b <sub>1</sub> mm	b <sub>2</sub> mm	b <sub>3</sub> max. mm	h <sub>2</sub> mm	N	N	kg/m
ESV 12-K 16	12,7	16,0	8,51	4,45	19,1	27,0	3,5	4,3	14,45	11,8	10	1250	0,9
ESV 12-S 16	12,7	16,0	8,51	4,45	19,1	27,0	3,5	4,3	14,45	11,8	25	1250	1,1
ESV 19-K 27	19,05	27,0	12,07	5,72	27,0	40,0	5,0	7,5	19,55	16,0	45	2250	1,9
ESV 19-S27	19,05	27,0	12,07	5,72	27,0	40,0	5,0	7,5	19,55	16,0	70	2250	3,0

K = Kunststoff-Förderrolle  
= plastic conveyor roller  
S = Stahl-Förderrolle  
= steel-conveyor roller

Accumulation roller chains



Flexon Chain No.	Teilung Pitch	Förderrollen ø Conveyor	Laufrollen ø Support roller ø	Bolzen ø Pin roller ø	Mitten- abstand Transverse ø	Maß über Bolzen Dimension pitch	Förderrollen- breite Conveyor over pin	Rollenkette Innbreite Roller Chain inner width	Laschen- höhe Plate outerplates	max Last pro Förderrolle max. perm. depth	max.zul. Kettenzugkraft max. chain load	Gewicht Weight pull
	p mm	d <sub>1</sub> mm	d <sub>2</sub> mm	d <sub>3</sub> mm	e mm	L max. mm	b <sub>2</sub> mm	b <sub>1</sub> mm	h <sub>2</sub> mm	N	N	kg/m
ESR 1-3-45-K17	12,7	17,0	8,51	4,45	27,8	48,5	12,4	7,75	11,8	20	3800	2,55
ESR 1-3-45-S17	12,7	17,0	8,51	4,45	27,8	48,5	12,4	7,75	11,8	20	3800	3,6
ESR 2-3-52-K23	15,875	23,0	10,15	5,08	33,2	56,9	14,9	9,65	14,9	30	5050	3,4
ESR 2-3-52-S23	15,875	23,0	10,15	5,08	33,2	56,9	14,9	9,65	14,9	30	5050	5,0
ESR 3-3-62-K28	19,05	28,0	12,07	5,72	38,9	66,5	17,5	11,68	16,0	90	6700	4,7
ESR 3-3-62-S28	19,05	28,0	12,07	5,72	38,9	66,5	17,5	11,68	16,0	90	6700	6,0
ESR 4-3-100-K35	25,4	35,0	15,88	8,28	63,8	105,3	29,8	17,02	21,0	220	15775	10,3
ESR 4-3-100-S35	25,4	35,0	15,88	8,28	63,8	105,3	29,8	17,02	21,0	220	15775	12,0

K = Kunststoff-Förderrolle  
= plastic conveyor roller  
S = Stahl-Förderrolle  
= steel-conveyor roller

**FLEXON**

High Quality Chains

